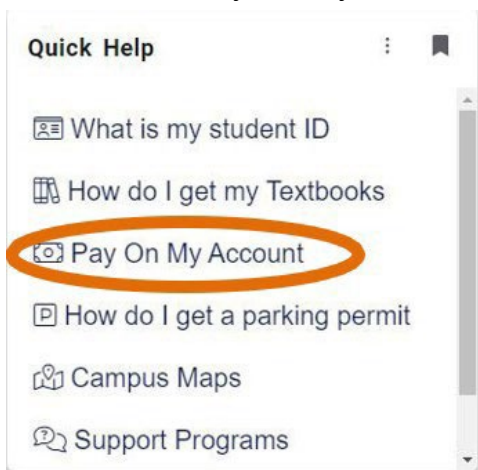


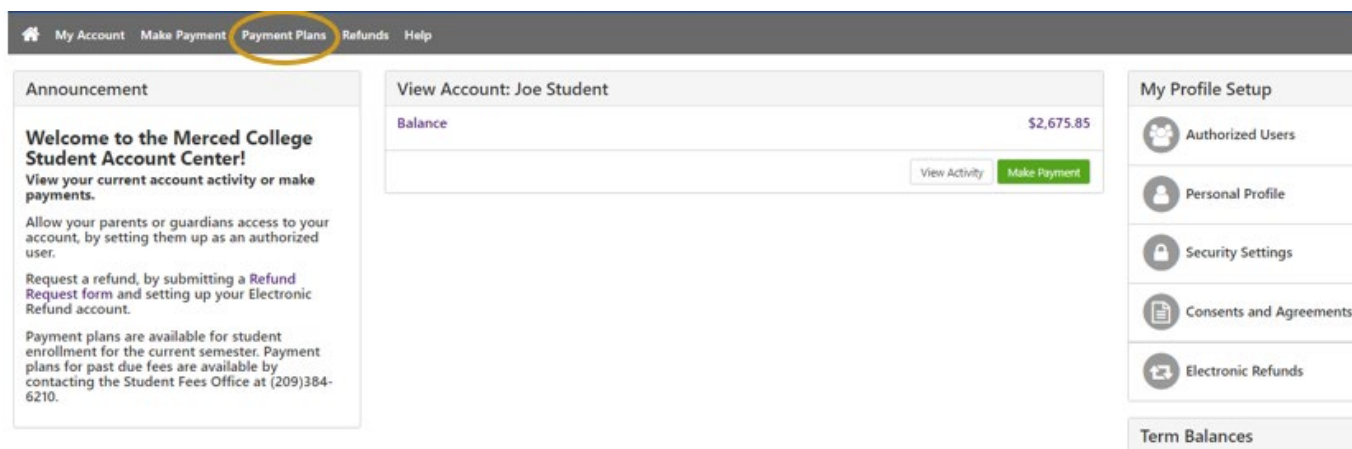
Cómo inscribirse en un Plan de Pago

Merced College está ofreciendo planes de pagos a estudiantes electrónicamente. Tome ventaja de ésta opción; favor de tomar el tiempo de crear su plan de pago. Simplemente siga las instrucciones siguientes.

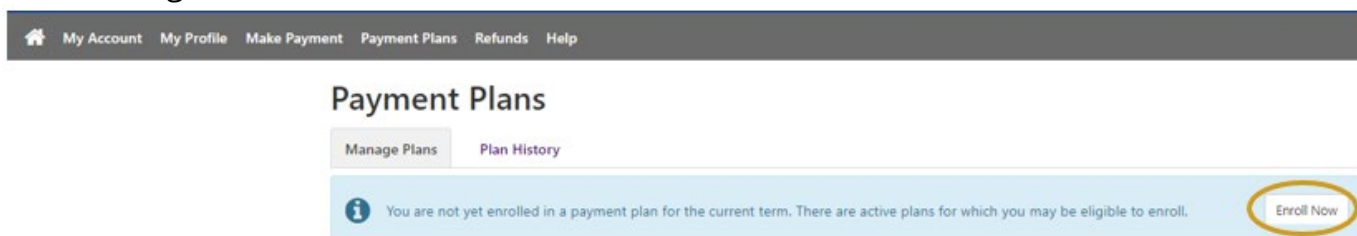
1. Ingrese al [MC Portal](#)
2. Ya que se encuentre en el MC Portal, encuentre la sección “Quick Help”
3. Seleccione, “Pay on My Account”



4. Usted será conectado al centro de cuentas para estudiantes, una página web por parte de Touchnet. En esta página, haga clic en “Payment Plans” como se muestra en la captura de pantalla a continuación:



5. Haga clic en “Enroll Now”



6. Haga clic en “**Select term**” para seleccionar su término escolar. Después haga clic en “**Select**”

[My Account](#) [My Profile](#) [Make Payment](#) [Payment Plans](#) [Refunds](#) [Help](#)

Payment Plan Enrollment

Select

Schedule

Agreement

Select a term

Select Term

 Select

If plans are available for multiple accounts, you must select both account and term.

7. Haga clic en **"Select"**

[My Account](#) [My Profile](#) [Make Payment](#) [Payment Plans](#) [Refunds](#) [Help](#)

Payment Plan Enrollment

Select

Schedule

Agreement

Select a term

Fall 2022

 Select

If plans are available for multiple accounts, you must select both account and term.

Plan Name	Installments	Action
Payment Plan Fall 2022	7	<div>Details <div>Select</div></div>

8. Revise detalladamente el plan de pago, después haga clic en **"Continue"**

Payment Plan Enrollment



Select



Schedule



Agreement

Payment Plan Fall 2022

Plan Description

This payment plan is the amount that will be owed for the Fall 2022 semester. It allows for monthly installments until the end of December 2022 to pay your Fall 2022 balance in full. Installment dates will be automatically set for the last day of the month.

Payment plans are subject to change due to adding/dropping of classes, financial aid, etc.

Show More

You have missed the first 4 of this payment plan due to late enrollment. You will be enrolled for the remaining 3 installments

Eligible Charges and Credits

Description	Charges(\$)	Credits(\$)
Fall 2022	2,675.85	

Balance: 2,675.85

Optional down payment

Payment Schedule

The payment plan schedule provided below only includes charges and credits that are eligible for the payment plan. Any additional amounts owed as reflected below will need to be paid separately. You may make a payment toward the amount not included in the plan after enrolling in the plan.

You owe an additional **\$0.00**

Description	Due Date	Amount(\$)
Installment 1	10/31/22	891.95
Installment 2	11/30/22	891.95
Installment 3	12/31/22	891.95

Total of installments: 2,675.85

Back

Cancel

Continue

9. Ingrese su forma de pago (tarjeta de crédito o cuenta bancaria), después haga clic en "**Continue**". Después podrá programar sus pagos y al final recibirá su acuerdo del plan de pago."

Payment Plan Enrollment



Select



Schedule



Payment



Agreement

This plan requires scheduled payments.

- The selected payment method will be used to pay all future installments automatically on the date they are due.
- You are responsible for making sure that the payment method remains valid for the duration of this payment plan.
- If installment amounts change due to new charges or credits, the amounts of scheduled payments will adjust accordingly.

Method

Select Method

Back

Cancel

Continue

Electronic Check - Payments can be made from a personal checking or savings account.

Debit and Credit Card - We accept the following credit and debit cards.

