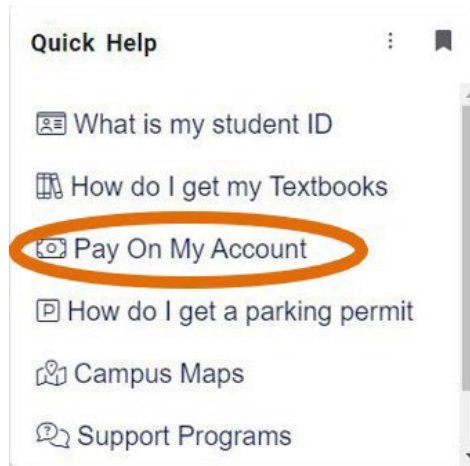


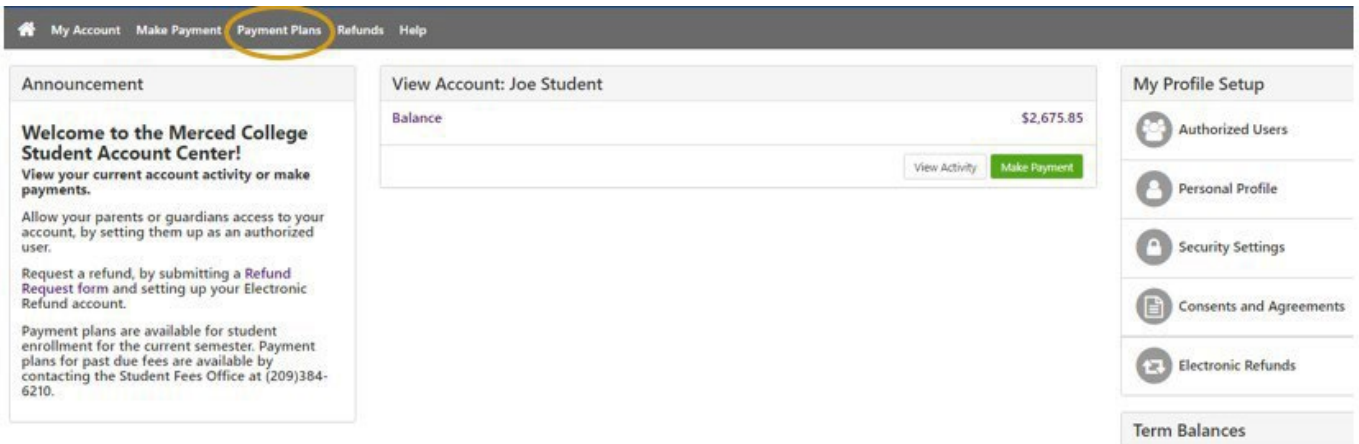
## How to Enroll in an Online Payment Plan

**Students are able to enroll in payment plans through their portal. To take advantage, please follow the instructions below:**

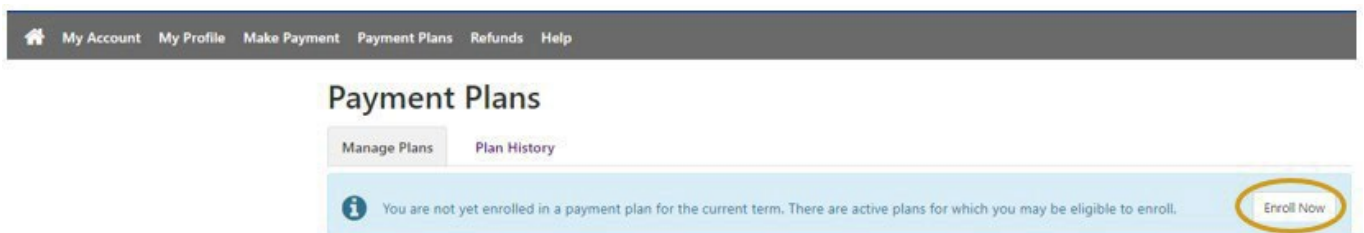
1. Login to the [MC Portal](#).
2. Once in the MC Portal, find the “Quick Help” card.
3. Select, “Pay on My Account”.



4. You will be connected to the TouchNet Student Account Center. Click on the “Payment Plans” tab.



5. Click on the “Enroll Now” button.



6. Click “Select Term” from the drop-down menu. Then click “Select”.

My AccountMy ProfileMake PaymentPayment PlansRefundsHelp

Payment Plan Enrollment

Select

Schedule

Agreement

Select a termSelect TermSelect

If plans are available for multiple accounts, you must select both account and term.

7. Click “Select” on the available plan that is best for you.

My AccountMy ProfileMake PaymentPayment PlansRefundsHelp

Payment Plan Enrollment

Select

Schedule

Agreement


Select a termFall 2022Select


If plans are available for multiple accounts, you must select both account and term.


Plan Name	Installments	Action
Payment Plan Fall 2022	7	<div>DetailsSelect</div>

8. Review the details of the plan and click “Continue”.

## Payment Plan Enrollment

Select

Schedule

Agreement

### Payment Plan Fall 2022

#### Plan Description

This payment plan is the amount that will be owed for the Fall 2022 semester. It allows for monthly installments until the end of December 2022 to pay your Fall 2022 balance in full. Installment dates will be automatically set for the last day of the month.

Payment plans are subject to change due to adding/dropping of classes, financial aid, etc.

[Show More](#)

You have missed the first 4 of this payment plan due to late enrollment. You will be enrolled for the remaining 3 installments

#### Eligible Charges and Credits

Description	Charges(\$)	Credits(\$)
Fall 2022	2,675.85	
		<b>Balance: 2,675.85</b>

Optional down payment

#### Payment Schedule

The payment plan schedule provided below only includes charges and credits that are eligible for the payment plan. Any additional amounts owed as reflected below will need to be paid separately. You may make a payment toward the amount not included in the plan after enrolling in the plan.

You owe an additional **\$0.00**

Description	Due Date	Amount(\$)
Installment 1	10/31/22	891.95
Installment 2	11/30/22	891.95
Installment 3	12/31/22	891.95
		<b>Total of installments: 2,675.85</b>

[Back](#) [Cancel](#) [Continue](#)

9. Enter payment method (credit card or bank information), then click “Continue”.

My Account Make Payment Payment Plans Refunds Help

## Payment Plan Enrollment

Select Schedule Payment Agreement

This plan requires scheduled payments.

- The selected payment method will be used to pay all future installments automatically on the date they are due.
- You are responsible for making sure that the payment method remains valid for the duration of this payment plan.
- If installment amounts change due to new charges or credits, the amounts of scheduled payments will adjust accordingly.

Method Select Method

Back Cancel **Continue**

**Electronic Check** - Payments can be made from a personal checking or savings account.

**Debit and Credit Card** - We accept the following credit and debit cards.

VISA Mastercard AMERICAN EXPRESS DISCOVER Google Pay

10. Please note that once you have confirmed your payment details, your payments will be scheduled for automatic withdrawal on the designated due date.