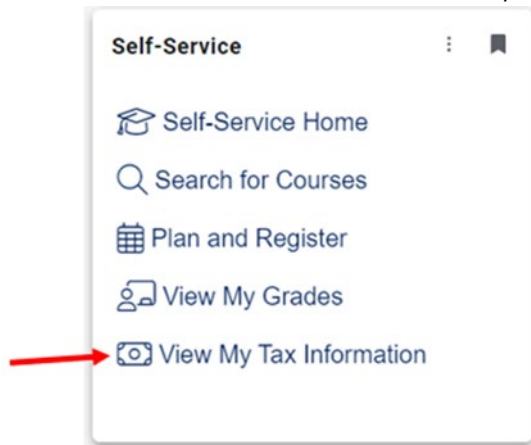
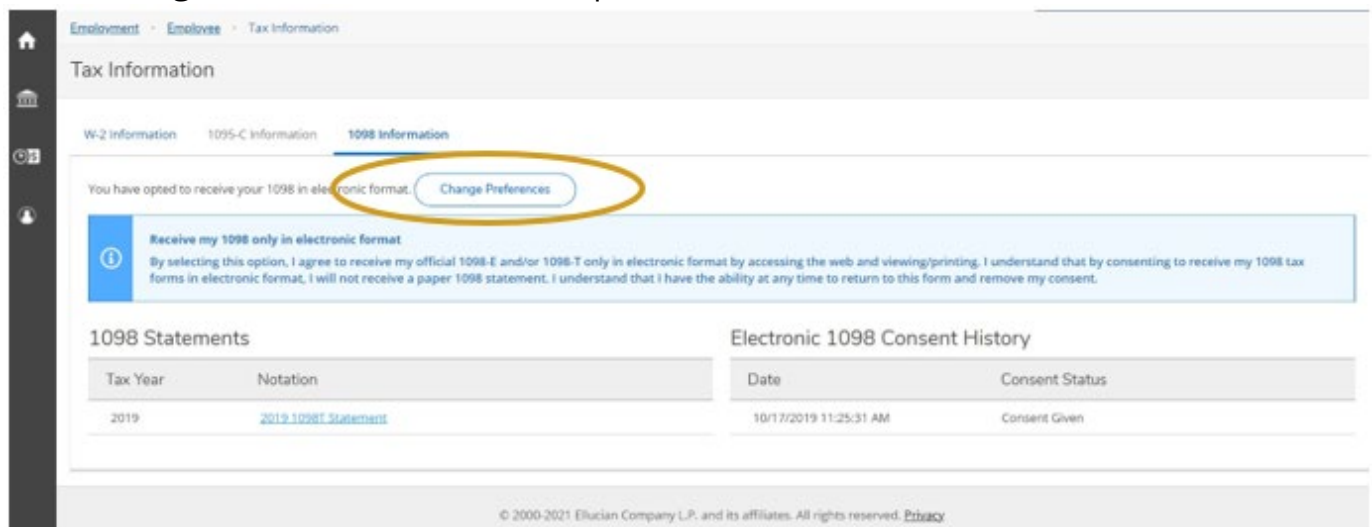


Cómo acceder a su información fiscal del formulario 1098T

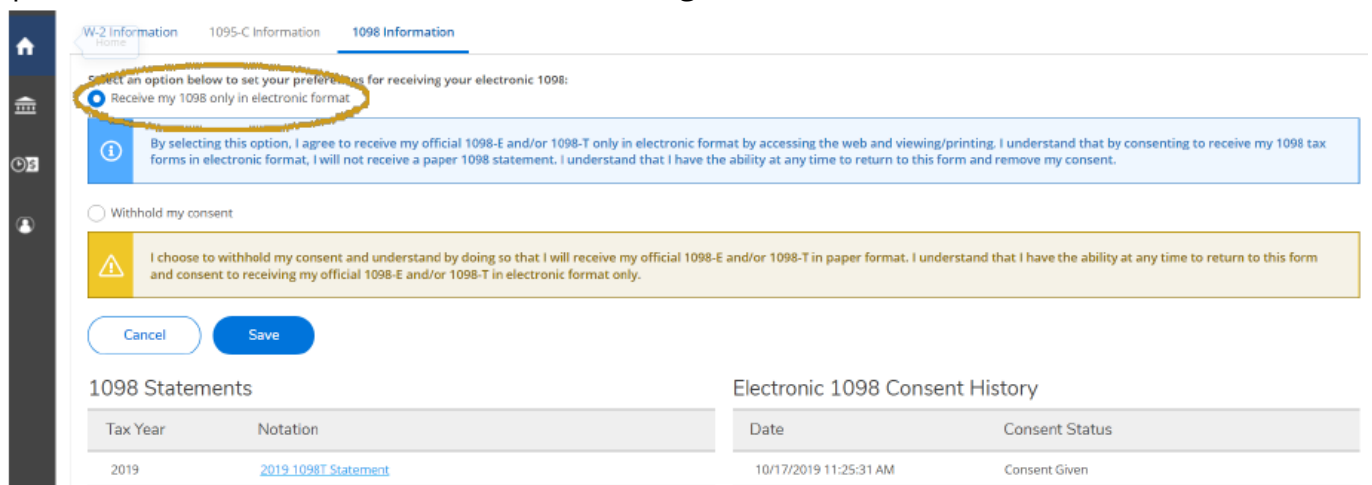
1. Ingrese a su [MC Portal](#)
2. En la sección de **Self-Service**, haga clic en **"View My Tax Information"**:



3. Será dirigido directamente a Self-Service, seleccione **"1098 Information"**. Haga clic en **"Change Preferences"** botón de opción.



4. Haga clic en **"Receive my 1098 only in electronic format"** botón de opción. (si es que quiere recibir su forma electronicamente). Haga clic **"Save"**.



5. Una vez que dé su consentimiento, podrá descargar e imprimir su formulario 1098-T.

Employment

Employee

Tax Information

Tax Information

W-2 Information

1095-C Information

1098 Information

You have opted to receive your 1098 in electronic format.

Change Preferences

1

Receive my 1098 only in electronic format

By selecting this option, I agree to receive my official 1098-E and/or 1098-T only in electronic format by accessing the web and viewing/printing. I understand that by consenting to receive my 1098 tax forms in electronic format, I will not receive a paper 1098 statement. I understand that I have the ability at any time to return to this form and remove my consent.

1098 Statements

Electronic 1098 Consent History

Tax Year	Notation
2019	2019 1098-T Statement

Date	Consent Status
10/17/2019 11:25:31 AM	Consent Given