

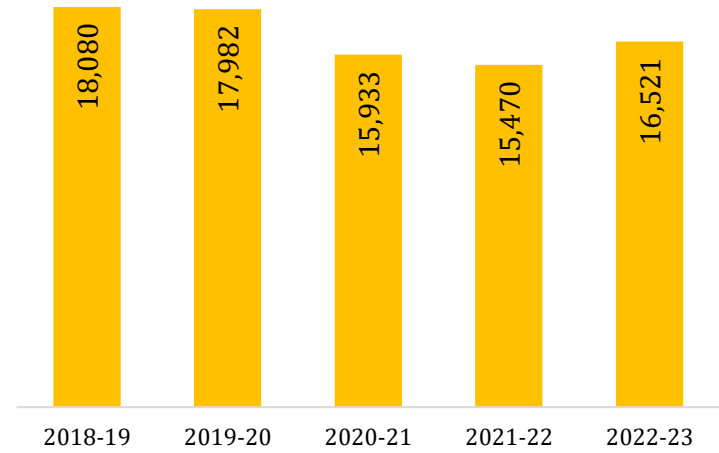
Educational Master Plan, 2023-2028 Strategic Imperatives (Strategies)

The Educational Master Plan (EMP) serves as the foundation for long-range planning. It provides clarity, direction, and focus for the College over the next five years. The mission indicates the importance of student success and workforce development. Therefore, students were a central focus of every stage of the EMP development process. Strategic imperatives (strategies) provide the big picture, overarching concept or idea.

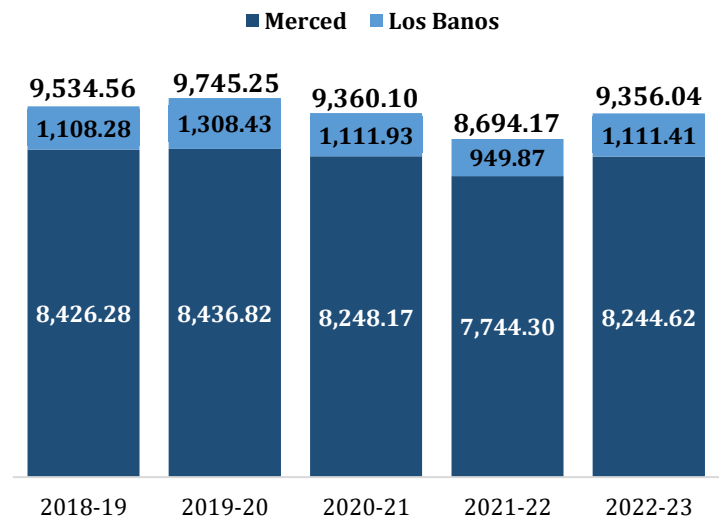
Follow [this link](#) to see the full Merced College educational plan for 2023-2028.

Strategy 1	Invest and grow the Merced student population through new and innovative marketing and outreach and target new populations.
Strategy 2	Strengthen student degree and certificate completion outcomes.
Strategy 3	Improve student employment outcomes by engaging the extended community.
Strategy 4	Build and maintain a handful of sustained internal collaborations and knowledge sharing (faculty/staff, students, disciplines).
Strategy 5	Improve the Merced College experience for students and faculty/ staff.

Unduplicated Student Headcount



Full-Time Equivalent Students (FTES)



Assessment Report (written by PROAC)

Institutional Student Learning Outcomes (ISLOs) /
General Education Learning Outcomes (GELOs)

Communication
Computation
Cognition
Global and Community Consciousness and Responsibility
Personal Development and Life-Long Learning

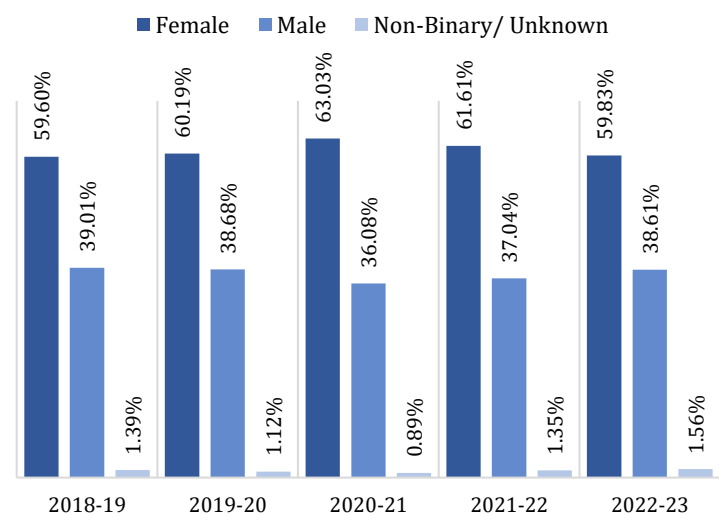
2022-23 Program Review Completion

Administrative Services:	100%
Instruction (2-yr cycle):	98%
Student Services:	100%
Information Technology Services:	100%

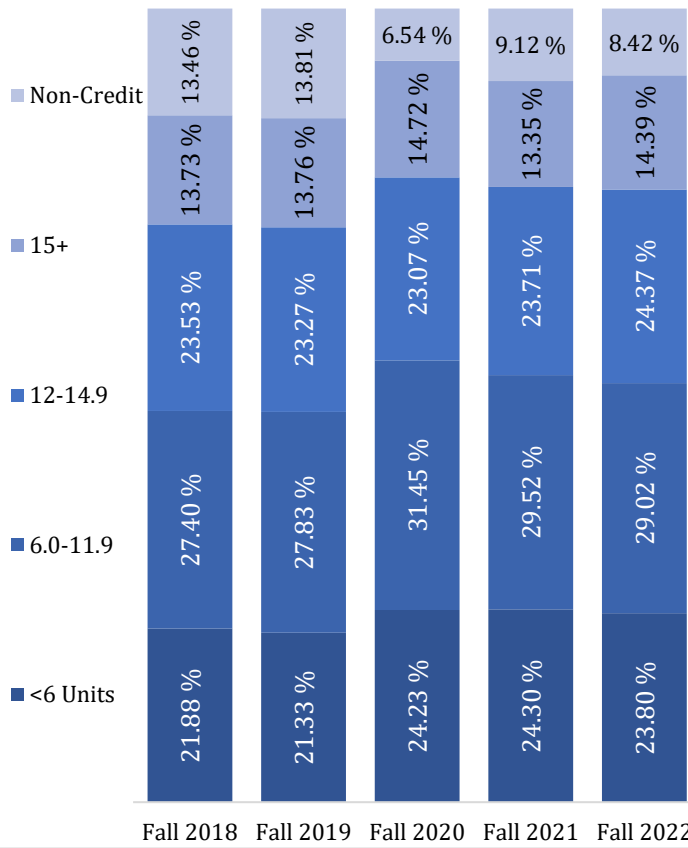
Student Awards

Award Type	2018-2019	2019-2020	2020-2021	2021-2022	2022-2023
AA/AS	876	792	807	792	766
ADT	785	823	860	822	745
Certificate	1,474	1,507	1,263	1,299	1,416
Total	3,135	3,122	2,930	2,914	2,927

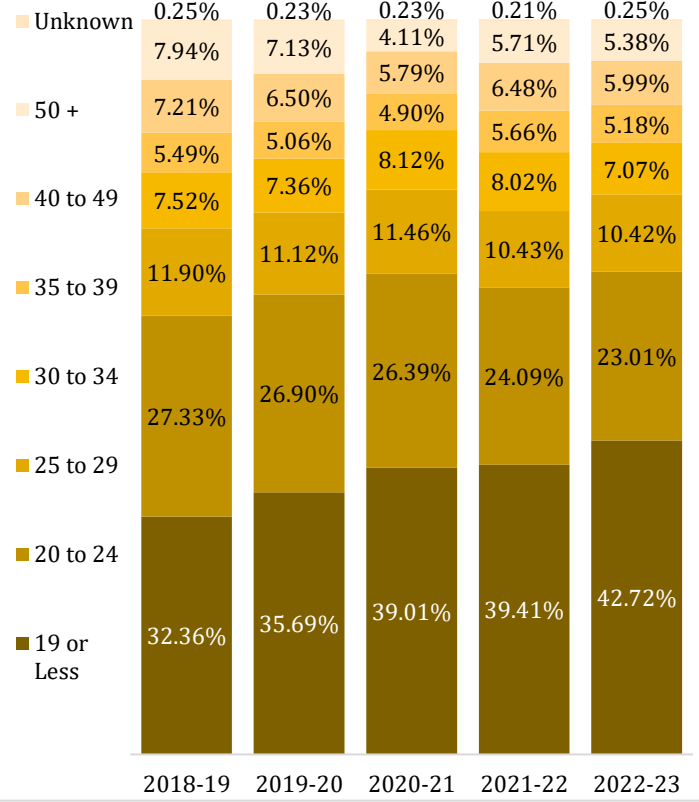
Student Gender



Student Unit Load

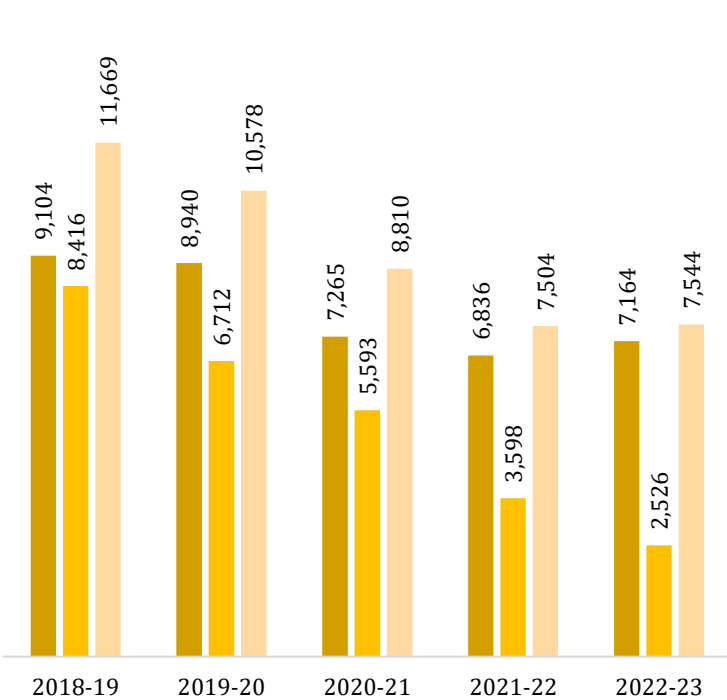


Student Ages



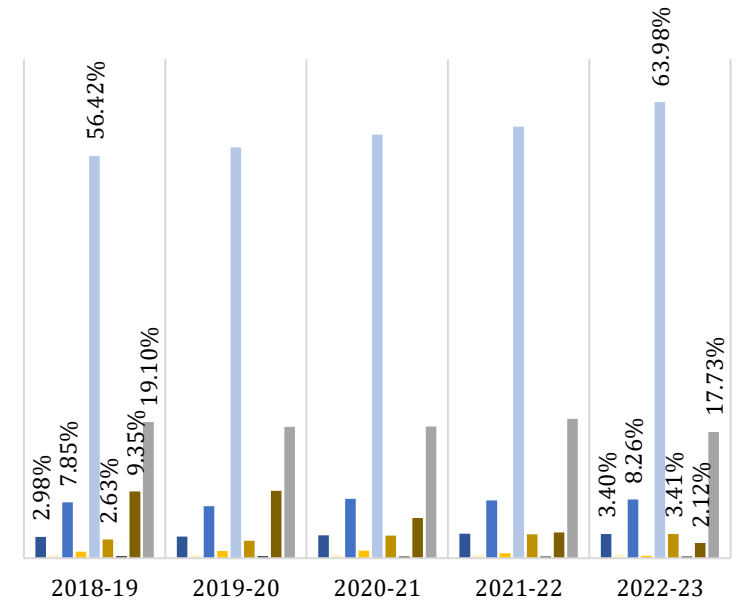
Students Enrolled with Education Plans

Comprehensive Ed Plan Abbreviated Ed Plan Any Ed Plan



Student Ethnicities

African American/Black American Indian/Alaskan Native
 Asian Filipino
 Hispanic Multi-Ethnicity
 Pacific Islander Unknown
 White Non-Hispanic



Merced College 2023 Annual Institutional Update

The Educational Master Plan, 2023-2028

The Educational Master Plan (EMP) serves as the foundation for long-range planning. It provides clarity, direction, and focus for the College over the next five years. The Mission indicates the importance of student success and workforce development. Therefore, students were a central focus of every stage of the EMP development process. Strategic imperatives (strategies) provide the big picture, overarching concept or idea. Follow [this link](#) to see the full Merced College Educational Master Plan for 2023-2028.

The 2023-2028 EMP has identified 5 Strategies for Merced College

1. Strategy 1: Invest and grow the Merced student population through new and innovative marketing and outreach and target new populations.
2. Strategy 2: Strengthen student degree and certificate completion outcomes.
3. Strategy 3: Improve student employment outcomes by engaging the extended community.
4. Strategy 4: Build and maintain a handful of sustained internal collaborations and knowledge sharing (faculty/staff, students, disciplines).
5. Strategy 5: Improve the Merced College experience for students and faculty/ staff.

Assessment Report

The Assessment Report was written by the Program Review, Outcomes Assessment Committee (PROAC), and includes information gathered on the General Education Learning Outcomes assessment efforts. There are five General Education Learning Outcomes (GELOs), also known as Institutional Student Learning Outcomes (ISLOs) that are assessed. These GELOs are:

- Communication
- Computation
- Cognition
- Global and Community Consciousness and Responsibility
- Personal Development and Life-Long Learning.

In addition to the GELO assessment, the Assessment Report also contains information on the completion rates for Program Reviews. For the 2022-23 academic year, Administrative Services, Student Services, and Information Technology Services all reported 100% of Program Reviews in their respective areas were completed. For Instruction, that number was slightly lower at 98% for 2022-23.

Institutional Data

The 2023 Annual Institutional Update contains data on a variety of metrics including unduplicated headcount, full-time equivalent students, student awards, student unit load, students enrolled with educational plans, and student demographic data.

Unduplicated Student Headcount and Full-Time Equivalent Students (FTES)

The unduplicated student headcount was provided for the academic years of 2018-19 to 2022-23. For the 2018-19 academic year there were 18,080 unduplicated students, for 2019-20 there were 17,982

unduplicated students, for 2020-21 there were 15,933 unduplicated students, for 2021-22 there were 15,470 unduplicated students and for 2022-23 there were 16,521 unduplicated students.

Full-Time Equivalent Students (FTES) is a calculation that translates student credit hours into an equivalent number of full-time, full-year students. For Merced College FTES was determined for the Los Banos Campus, the Merced Campus, and an overall total for 2018-19 through 2022-23.

Table 1 FTES for 2018-19 to 2022-23

<i>FTES</i>	<i>2018-19</i>
Los Banos FTES	1108.28
Merced FTES	8426.28
Total FTES	9534.56
<i>FTES</i>	<i>2019-20</i>
Los Banos FTES	1308.43
Merced FTES	8436.82
Total FTES	9745.25
<i>FTES</i>	<i>2020-21</i>
Los Banos FTES	1111.93
Merced FTES	8248.17
Total FTES	9360.10
<i>FTES</i>	<i>2021-22</i>
Los Banos FTES	949.87
Merced FTES	7744.30
Total FTES	8694.17
<i>FTES</i>	<i>2022-23</i>
Los Banos FTES	1111.41
Merced FTES	8244.62
Total FTES	9356.04

Student Awards, Unit Load, and Students with Educational Plans

Student Awards

Merced College offers a variety awards to students. These awards include an Associate in Arts (AA), an Associate in Science (AS), an Associate Degree for Transfer (ADT), and Certificates of various unit requirements. In 2018-19, Merced College awarded 876 AA/AS degrees, 785 ADT degrees, and 1,474 certificates for a total of 3,135 awards. In 2019-20, Merced College awarded 792 AA/AS degrees, 823 ADT degrees, and 1,507 certificates for a total of 3,122 awards. In 2020-21, Merced College awarded 807 AA/AS degrees, 860 ADT degrees, and 1,263 certificates for a total of 2,930 awards. In 2021-22, Merced College awarded 792 AA/AS degrees, 822 ADT degrees, and 1,299 certificates for a total of 2,914 awards. In 2022-23, Merced College awarded 766 AA/AS degrees, 745 ADT degrees, and 1,416 certificates for a total of 2,927 awards.

Student Unit Load

Figure 1 Fall 2018 Student Unit Load

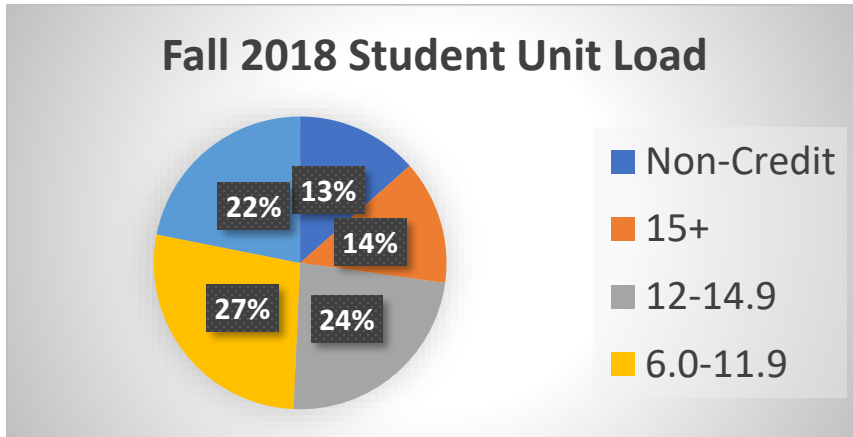


Figure 2 Fall 2019 Student Unit Load

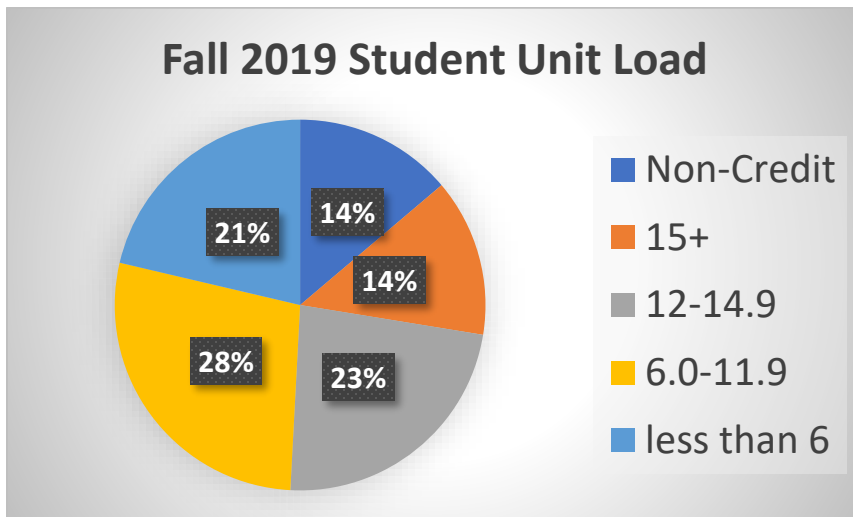


Figure 3 Fall 2020 Student Unit Load

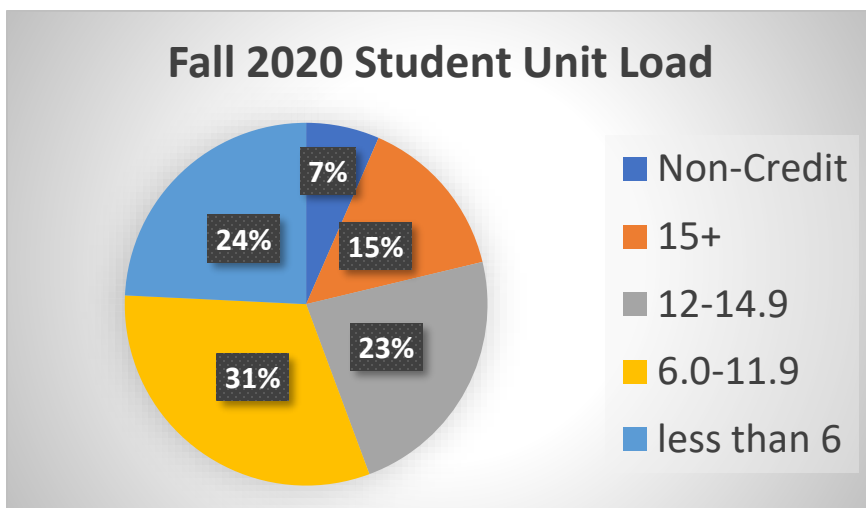


Figure 4 Fall 2021 Student Unit Load

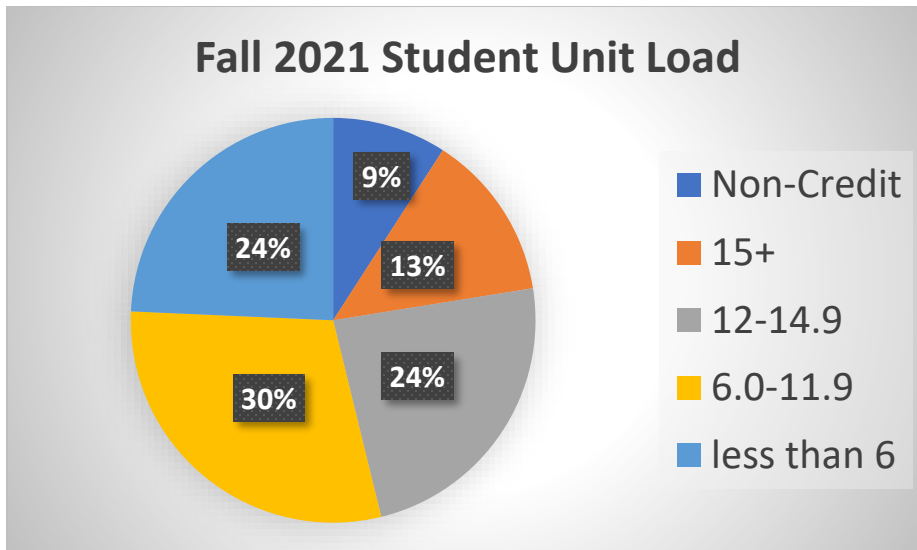
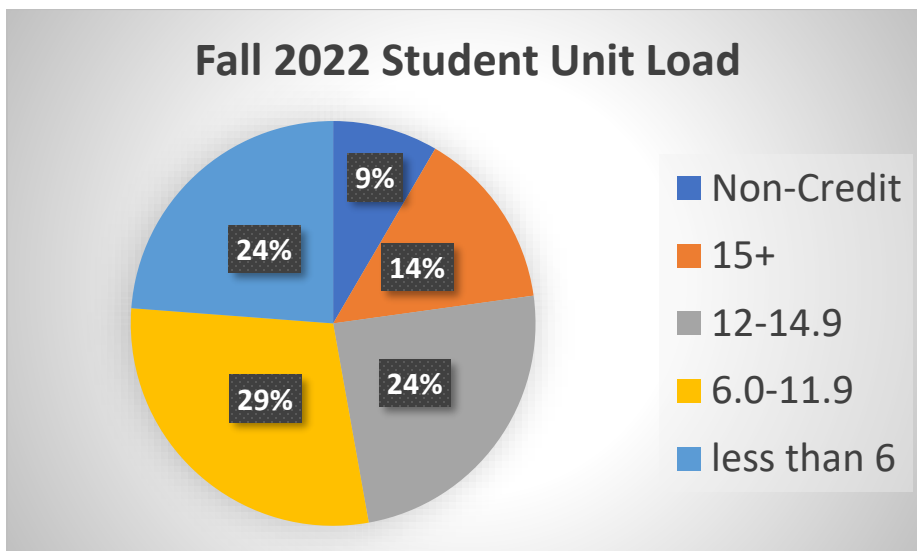


Figure 5 Fall 2022 Student Unit Load



Students enrolled with Education Plans (Ed plan)

Merced College provides students the opportunity to create an Abbreviated or Comprehensive Educational Plan. An education plan is a road map to your goal and includes the courses students will need to take. An Abbreviated Education Plan maps out courses for the first and sometimes the second semester. On the other hand, a Comprehensive Education Plan maps out all semesters required to meet the student's educational goal.

In 2018-19, 8,416 students had an Abbreviated Ed Plan, 9,104 students had a Comprehensive Ed Plan, and 11,669 students had any ed plan. In 2019-20, 6,712 students had an Abbreviated Ed Plan, 8,940 students had a Comprehensive Ed Plan, and 10,578 students had any ed plan. For 2020-21, 5,593 students had an Abbreviated Ed Plan, 7,265 students had a Comprehensive Ed Plan, and 8,810 students had any ed plan. In 2021-22, 3,598 students had an Abbreviated Ed Plan, 6,836 students had a

Comprehensive Ed Plan, and 7,504 students had any ed plan. In 2022-23, 2,526 students had an Abbreviated Ed Plan, 7,164 students had a Comprehensive Ed Plan, and 7,544 students had any ed plan.

Student Demographic Data

Student Ages

Data on student ages is provided in the 2023 Annual Institutional Update. The data looks at age groups of 19 or less, 20 to 24, 25 to 29, 30 to 34, 35 to 39, 40 to 49, 50 and older, and unknown for 2018-19 to 2022-23. Students in the 19 or less age group have shown to have the largest population for the past five years, with students in the 20 to 24 years of age category having the second largest population for the same time period.

Table 2 Student Ages 2018-19

Student Ages	2018-19
19 or less	32.36%
20 to 24	27.33%
25 to 29	11.90%
30 to 34	7.52%
35 to 39	5.49%
40 to 49	7.21%
50 or older	7.94%
Unknown	0.25%

Table 3 Student Ages 2019-20

Student Ages	2019-20
19 or less	35.69%
20 to 24	26.90%
25 to 29	11.12%
30 to 34	7.36%
35 to 39	5.06%
40 to 49	6.50%
50 or older	7.13%
Unknown	0.23%

Table 4 Student Ages 2020-21

Student Ages	2020-21
19 or less	39.01%
20 to 24	26.39%
25 to 29	11.46%
30 to 34	8.12%
35 to 39	4.90%
40 to 49	5.79%
50 or older	4.11%
Unknown	0.23%

Table 5 Student Ages 2021-22

Student Ages	2021-22
19 or less	39.41%
20 to 24	24.09%
25 to 29	10.43%
30 to 34	8.02%
35 to 39	5.66%
40 to 49	6.48%
50 or older	5.71%
Unknown	0.21%

Table 6 Student Ages 2022-23

Student Ages	2022-23
19 or less	42.72%
20 to 24	23.01%
25 to 29	10.42%
30 to 34	7.07%
35 to 39	5.18%
40 to 49	5.99%
50 or older	5.38%
Unknown	0.25%

Student Gender

Student gender data is included in the 2023 Annual Institutional Update. For the past five years, 2018-19 to 2022-23, the majority of Merced College students have been female with percentages greater than 59% for those years. In 2018-19, 59.60% of students were female, 39.01% of students were male, and 1.39% of students were non-binary/unknown. For 2019-20 the percent of female students increased to 60.19%, while the percentage of male students decreased to 38.68% and non-binary/unknown students also decreased to 1.12%. The percentage of female students increased again in 2020-21 to 63.03%, while the percentage of male students decreased to 36.08% and non-binary/unknown decreased to 0.89%. In 2021-22 the percentage of female students was reported as 61.61%, male students were reported as 37.04%, and non-binary/unknown students had a reported percentage of 1.36%. In 2022-23, the percentage of female students declined slightly to 59.83%, while the male percentage increased slightly to 38.61% as did the non-binary/unknown percentage increased to 1.56%.

Student Ethnicities

There are nine student ethnicity categories reported in the 2023 Annual Institutional Update. These categories include African American/Black, Asian, Hispanic, Pacific Islander, White Non-Hispanic, American Indian/Alaskan Native, Filipino, Multi-Ethnicity, and Unknown. For the past five years the percentages of Hispanic students have been the largest population with percentages greater than 56% for the past five years. The White Non-Hispanic populations has the second highest percentage, but it only reaches about 18%.

Figure 6 Student Ethnicity 2018-19

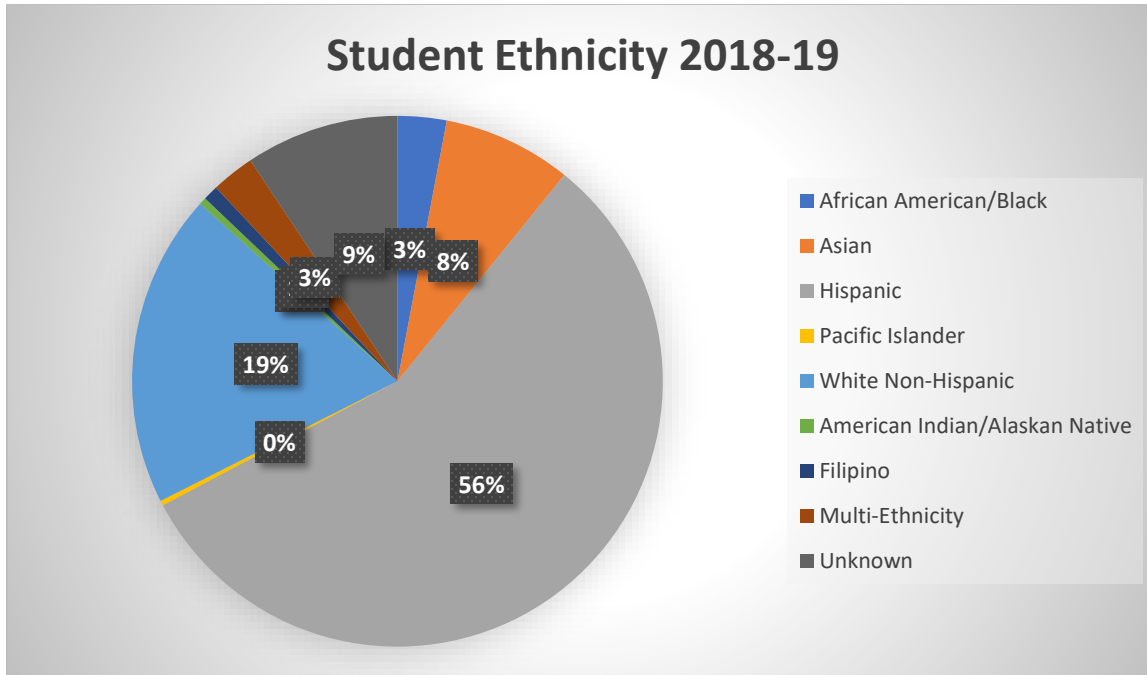


Figure 7 Student Ethnicity 2022-23

