



Fall 2019—Fact Sheet

Institutional Profile

Chris Vitelli, Ed.D., Superintendent/President

Board of Trustees*:

- Ernie Ochoa, President
- John Pedrozo, Vice President
- Joe Gutierrez, Clerk
- Sue Chappell, Member
- Mario Mendoza, Member
- Carmen Ramirez, Member
- Jean Upton, Member

Abridged Mission Statement:

Ensuring student success through equitable access, continuous quality improvement, institutional, and student achievement

Merced College Founded: 1962

College Campus Size:

- Merced Campus: 267 acres
- Los Banos Center: 120 acres
- Business Resource Center: 0.4 acres
- College Farm (Krafft Ranch): 106 acres
- Midpines Property (Coyote Ranch): 160 acres

Headcount: 16,763 in 2018-19

Degree Programs Offered:

- Associate of Arts (AA): 33
- Associate of Science (AS): 23
- Associate of Arts, Science for Transfer (AAT, AST): 26
- Certificates (transcripted): 50

Top Disciplines per Award Type (2018-19)

The top two associate of arts degrees were in social and behavioral sciences and psychology (including AAT).

The top three associate of science degrees were in business administration, administration of justice and registered nursing.

The top three certificates were in CSU general education breadth, Nursing Assistant and IGETC.

*As of mid-fall 2019

Address: 3600 M Street, Merced, CA 95348-2898

Telephone: (209) 384-6000

Web page: <http://www.mccd.edu>

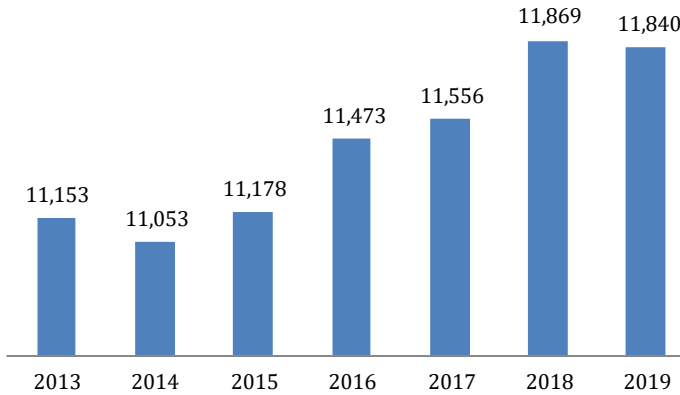
Student Profile

Fall 2019 Enrollment

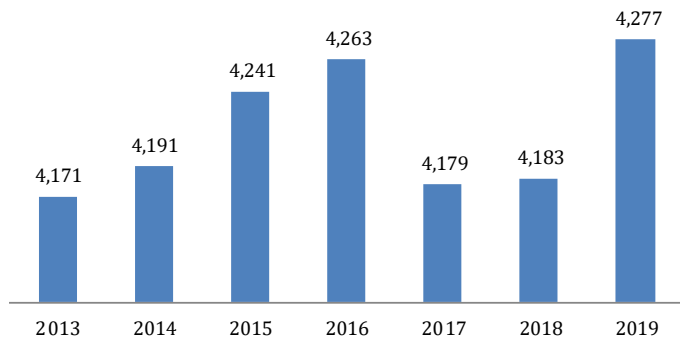
Headcount	11,840
Full-Time Equivalent Students (FTES)*	4,630

*FTES includes Credit, Non-Credit students

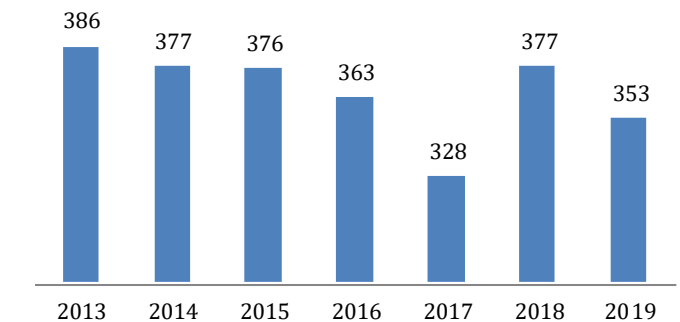
Fall Enrollments: Fall 2013 – Fall 2019



Credit FTES: Fall 2013 – Fall 2019



Non-Credit FTES: Fall 2013 – Fall 2019

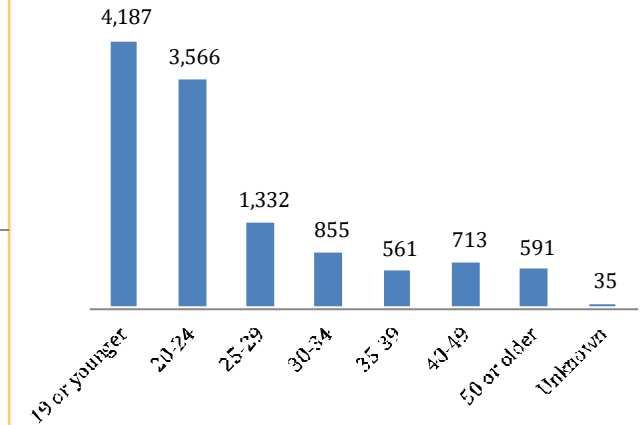


Student Demographics, Fall 2019

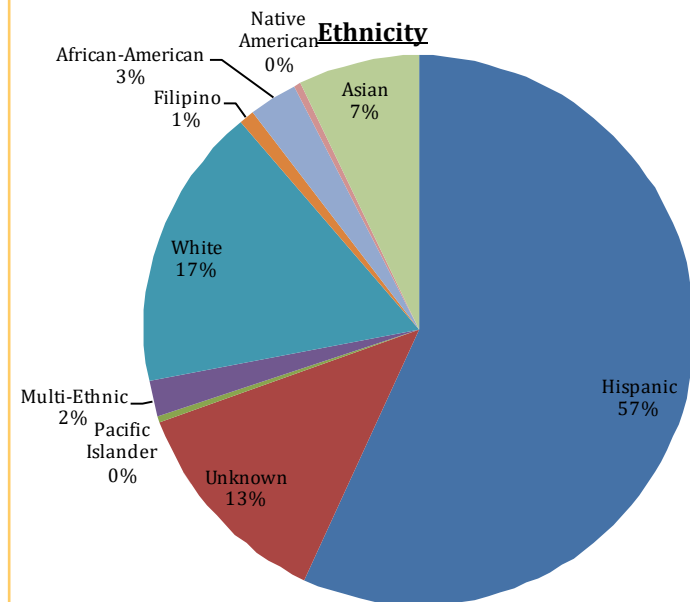
Gender



Age



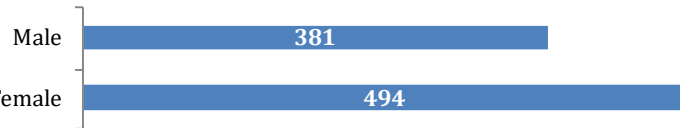
Ethnicity



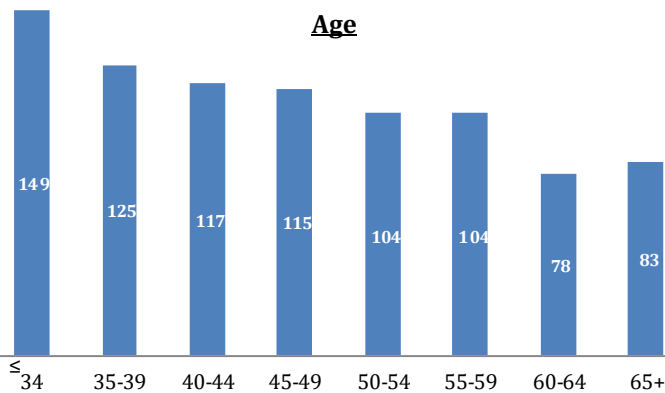
Faculty & Staff Demographics, Fall 2019

	<u>Headcount</u>
Full-Time Faculty	189
Adjunct Faculty	359
Administrator/Manager	24
Classified Staff	303
TOTAL	875

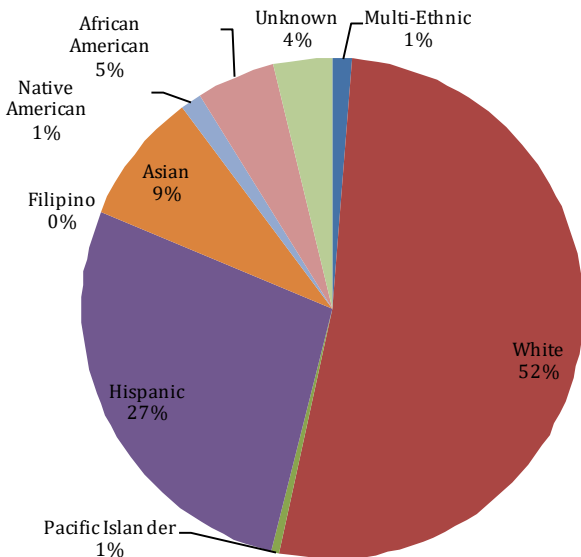
Gender



Age



Ethnicity



Source: CCCC

Tuition & Fees, 2018/19

Category	Resident	Non-Resident
Fee per unit	\$46	\$234/unit plus \$46/unit
Health Fee	\$17/semester	
Student Body Fee	\$5/semester	
Student Rep Fee	\$1/semester	
TOTAL*	\$1,150	\$6,766

*Assumes 12 units in fall and spring, each for a total of 24 units.

Financial Aid, 2018/19

Award Type	Headcount	Total
Cal Promise - Part A	2	\$1,656
Cal Promise - Part B (Income standards)	6,217	\$4,814,749
Cal Promise - Part C (Financial need)	2,875	\$2,497,832
Cal Promise- AB 19	75	\$90,643
Cal Grant B	1,477	\$1,960,577
Cal Grant C	100	\$80,719
CARE Grant	81	\$33,000
Student Success Completion Grant (SSCG)	1,286	\$2,742,434
Chafee Grant	32	\$115,933
EOPS Grant	425	\$50,866
Pell Grant	4,497	\$17,181,183
Supplemental Educational Opportunity Grant (SEOG)	586	\$356,911
Federal Work Study (FWS) (Federal share)	208	\$487,359
TOTAL	9,260 (unique)	\$30,574,159

Student-Right-to-Know Rates

In compliance with the Student-Right-to-Know and Campus Security Act of 1990 (Public Law 101-542), Merced Community College District makes available its completion and transfer rates to all current and prospective students. Beginning in fall 2014, a cohort of all certificate-, degree-, and transfer-seeking first-time, full-time students were tracked over a three-year period. Their completion and transfer rates appear below.

Fall 2014 Cohort	MC
Completion Rate	30.36%
Transfer Rate	9.48%

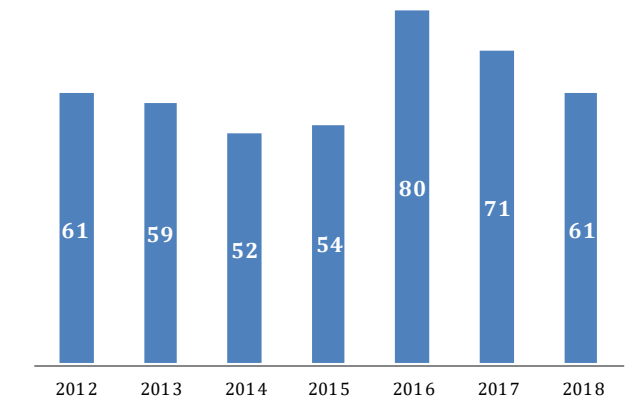
Note: These rates do not represent the success rates of the entire student population at Merced College (MC). The rates do not account for student outcomes occurring after this three-year tracking period.

Degrees Earned, 2016/17-2018/19

	2016/17	2017/18	2018/19
AA/AS	1,077	1,184	1,662
Certificates	482	603	1,474

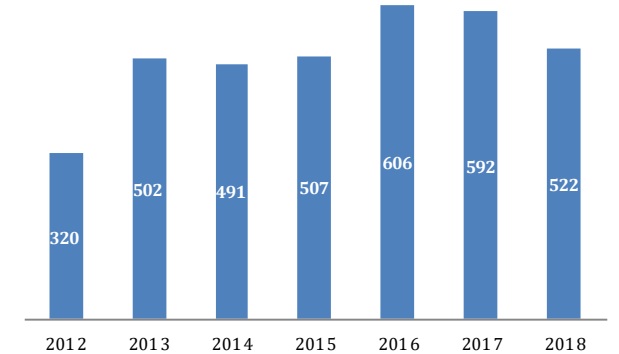
Transfer Rates, 2012—2018

University of California (UC)



UC Merced and UC Davis, respectively, are the top two University of California transfer campuses.

California State University (CSU)



CSU Stanislaus, CSU Fresno and CSU Sacramento, respectively, are the top three California State Universities (CSU) transfer campuses.

Source: CSU Office of Chancellor, UC InfoCenter