



Fall 2015—Fact Sheet

Institutional Profile

Ronald C. Taylor, Ph. D., Superintendent/President

Board of Trustees*:

Dennis Jordan, President

Leonel Villarreal Vice President

Gary Arzamendi, Clerk

Joe Gutierrez, Member

Wayne Hicks, Member

Cindy Lashbrook, Member

Jean Upton, Member

Abridged Mission Statement:

Merced College serves as a gateway to the future, providing accessible, affordable, and relevant education and workforce training for students in our richly diverse region...Merced College provides basic skills and noncredit courses, as well as community education for personal and professional enrichment.

Merced College Founded: 1962

College Campus Size:

Merced Campus: 267 acres

Los Banos Center: 120 acres

Business Resource Center: 0.4 acres

College Farm (Krafft Ranch): 106 acres

Midpines Property (Coyote Ranch): 160 acres

Headcount: 11,161 in Fall 2015

Degree Programs Offered:

Associate of Arts (AA): 49

Associate of Science (AS): 17

Associate of Arts, Science for Transfer (AAT, AST): 15

Certificates (transcripted): 55

Top Disciplines per Award Type (2014-15)

The top two associate of arts degrees were in social and behavioral sciences and psychology (including AAT).

The top three associate of science degrees were in business administration, registered nursing, and administration of justice.

The top three certificates were in CSU general education breadth, mechanized agriculture, and electronics.

*As of late-fall 2015

Address: 3600 M Street, Merced, CA 95348-2898

Telephone: (209) 384-6000

Web page: <http://www.mccd.edu>

Student Profile

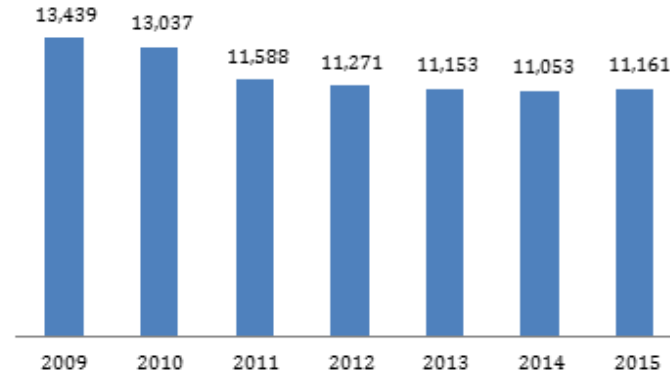
Fall 2015 Enrollment

Headcount 11,161

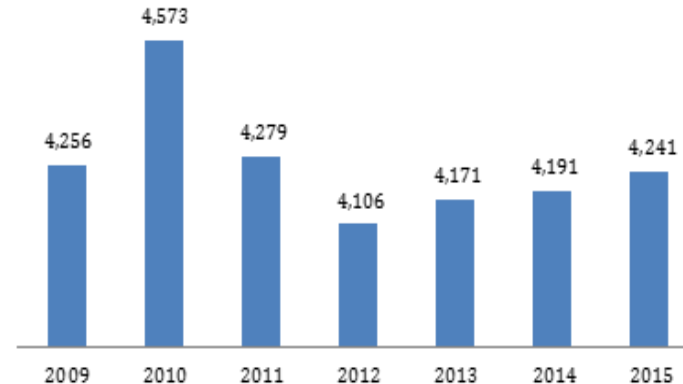
Full-Time Equivalent Students (FTES)* 4,594

*FTES includes Credit, Non-Credit students

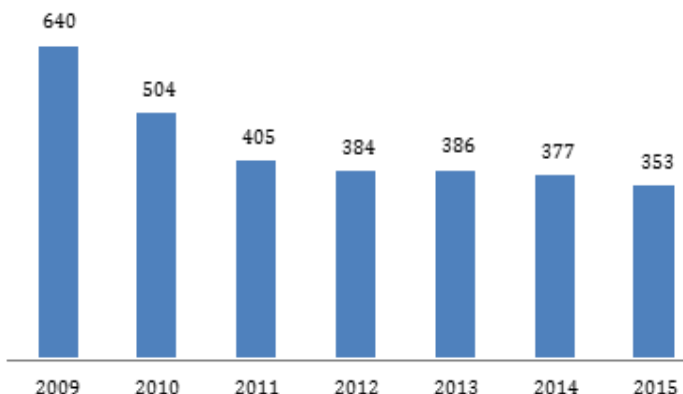
Fall Enrollments: Fall 2009 – Fall 2015 (Unique Headcount)



Credit FTES: Fall 2009 – Fall 2015



Non-Credit FTES: Fall 2009 – Fall 2015

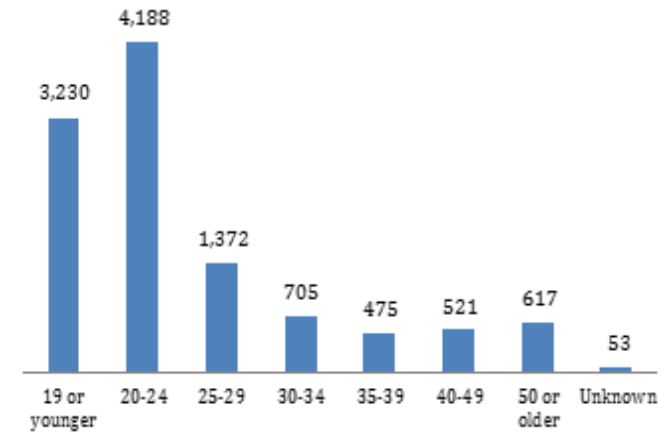


Student Demographics, Fall 2015

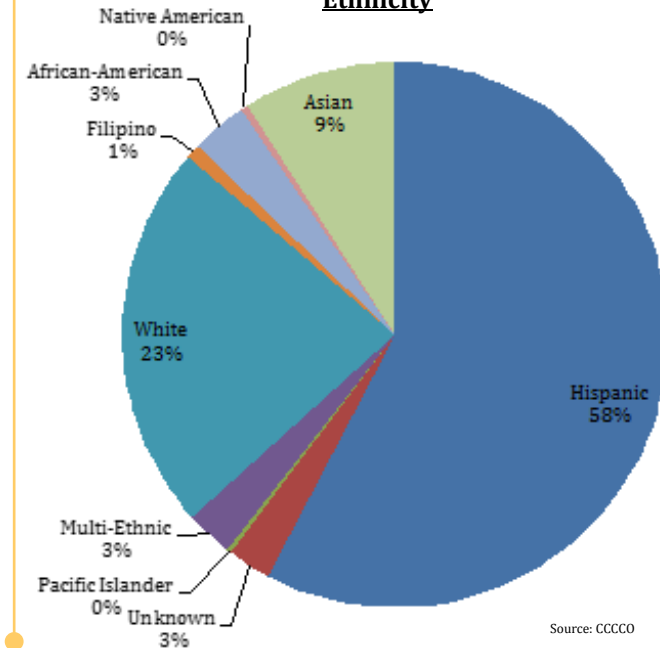
Gender



Age



Ethnicity



Source: CCCC

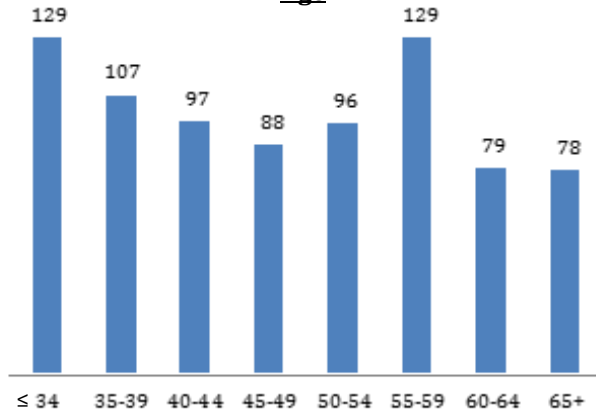
Faculty & Staff Demographics, Fall 2015

| | <u>Headcount</u> |
|-----------------------|------------------|
| Full-Time Faculty | 188 |
| Adjunct Faculty | 305 |
| Administrator/Manager | 27 |
| Classified Staff | 283 |
| TOTAL | 803 |

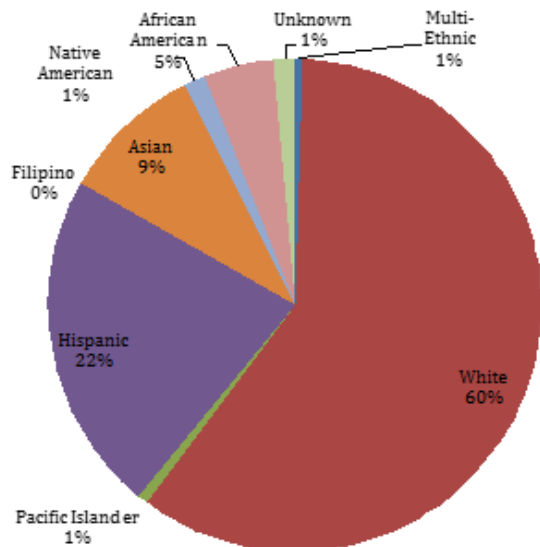
Gender



Age



Ethnicity



Source: CCCCC

Tuition & Fees, 2014/15

| Category | Resident | Non-Resident |
|-------------------|------------------|---------------------------|
| Fee per unit | \$46 | \$208/unit plus \$46/unit |
| *Health Fee | \$17 | \$17 |
| *Student Body Fee | \$10 | \$10 |
| *Student Rep Fee | \$1 | \$1 |
| TOTAL | \$1,160** | \$6,152** |

*Per semester **Assumes 12 units in fall and spring, each for a total of 24 units.

Financial Aid, 2014/15

| Award Type | Headcount | Total |
|---|-----------------------|---------------------|
| BOGW - Part A (basis unreported) | 1,941 | \$383,516 |
| BOGW - Part B (based on income standards) | 6,464 | \$5,357,292 |
| BOGW - Part C (based on financial need) | 2,734 | \$2,283,020 |
| Osher Scholarships | 15 | \$12,349 |
| Cal Grant B | 1,379 | \$1,739,520 |
| Cal Grant C | 64 | \$24,327 |
| CARE Grant | 60 | \$29,234 |
| Chafee Grant | 16 | \$63,724 |
| EOPS Grant | 18 | \$2,878 |
| Pell Grant | 5,740 | \$20,090,010 |
| Supplemental Educational Opportunity Grant (SEOG) | 564 | \$344,096 |
| Federal Work Study (FWS) (Federal share) | 287 | \$658,343 |
| TOTAL | 9,665 (unique) | \$30,988,309 |

Student-Right-to-Know Rates

In compliance with the Student-Right-to-Know and Campus Security Act of 1990 (Public Law 101-542), Merced Community College District makes available its completion and transfer rates to all current and prospective students. Beginning in fall 2012, a cohort of all certificate-, degree-, and transfer-seeking first-time, full-time students were tracked over a three-year period. Their completion and transfer rates appear below.

| Fall 2012 Cohort | MC |
|------------------|--------|
| Completion Rate | 21.75% |
| Transfer Rate | 8.01% |

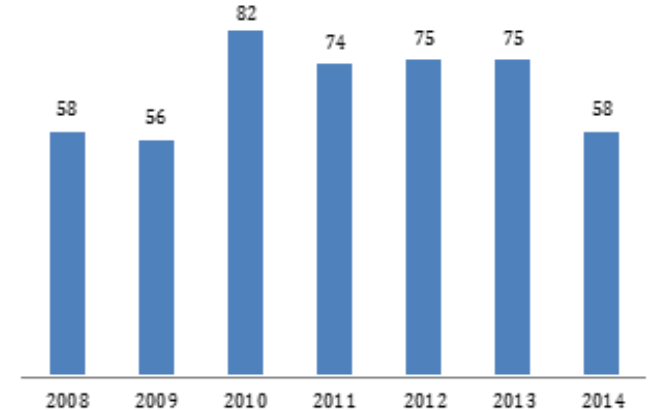
Note: These rates do not represent the success rates of the entire student population at Merced College (MC). The rates do not account for student outcomes occurring after this three-year tracking period.

Degrees Earned, 2012/13—2014/15

| | 2012/13 | 2013/14 | 2014/15 |
|--------------|---------|---------|---------|
| AA/AS | 803 | 820 | 818 |
| Certificates | 148 | 197 | 244 |

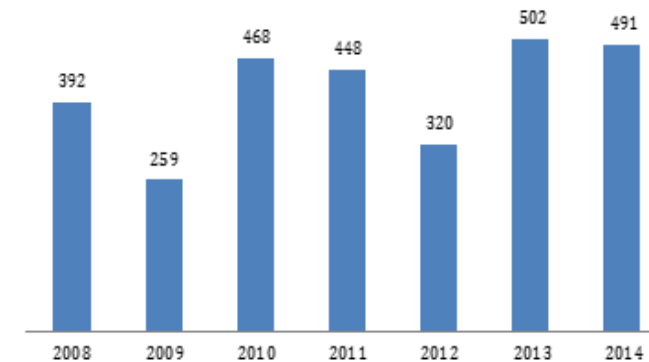
Transfer Rates, 2008/09-2014/15

University of California (UC)



UC Merced and UC Davis, respectively, are the top two University of California campuses to which MC Students transfer.

California State University (CSU)



CSU Stanislaus, CSU Fresno, and CSU Sacramento, respectively, are the top three California State Universities to which MC students transfer.

Source: CSU Office of Chancellor, UC InfoCenter