



# 2017-2018 - Fact Sheet

## Institutional Profile

Chris Vitelli, Superintendent/President

### Board of Trustees:

Carmen Ramirez, President  
Ernie Ochoa, Vice President  
Dennis Jordan, Clerk

Joe Gutierrez, Member      Cindy Lashbrook, Member  
Jean Upton, Member      Leonel Villarreal, Member

### Mission Statement:

*Growing our community through education and workforce training:*

- lifelong learning
- basic skills
- career technical education
- transfer
- degree/certificate programs

*Ensuring student success through equitable access, continuous quality improvement, institutional, and student achievement.*

**Merced College Founded:** 1962

### College Campus Size:

Merced Campus: 267 acres  
Los Banos Center: 120 acres  
Business Resource Center: 0.4 acres  
College Farm (Krafft Ranch): 106 acres  
Midpines Property (Coyote Ranch): 160 acres

**Headcount:** 11,552 in Fall 2017

### Degree Programs Offered:

Associate of Arts (AA): 36  
Associate of Science (AS): 21  
Associate of Arts, Science for Transfer (AAT, AST): 26  
Certificates (transcripted): 51

### Top Disciplines per Award Type (2016-17)

*The top two associate of arts degrees were in social and behavioral sciences and psychology (including AAT).*

*The top three associate of science degrees were in business administration, administration of justice and registered nursing.*

*The top three certificates were in CSU general education breadth, mechanized agriculture and electronics.*

Address: 3600 M Street, Merced, CA 95348-2898  
Telephone: (209) 384-6000 Web page: <http://www.mccd.edu>

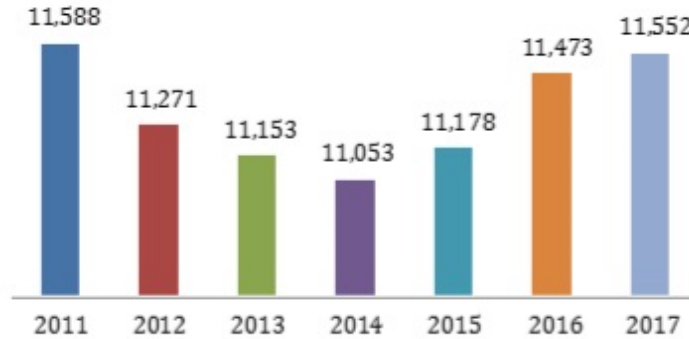
## Student Profile

### Fall 2017 Enrollment

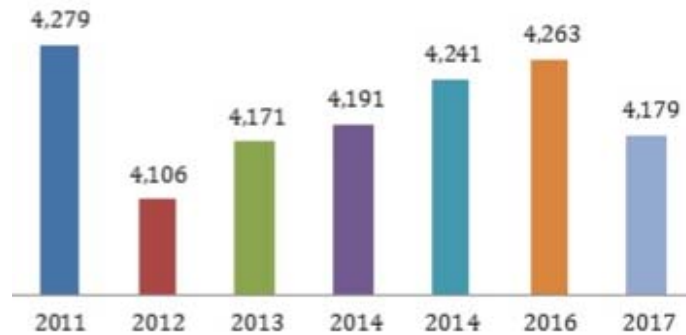
Headcount	11,552
Full-Time Equivalent Students (FTES)*	4,511

\*FTES includes Credit, Non-Credit students

### Fall Enrollments: Fall 2011 – Fall 2017 (Unique Headcount)



### Credit FTES: Fall 2011 – Fall 2017



### Non-Credit FTES: Fall 2011 – Fall 2017

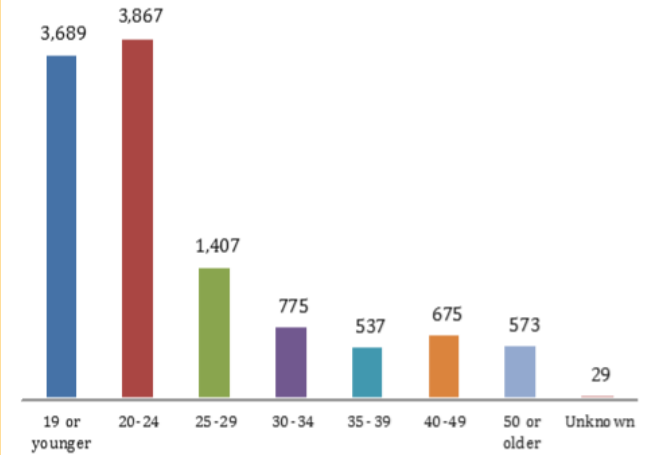


## Student Demographics, Fall 2017

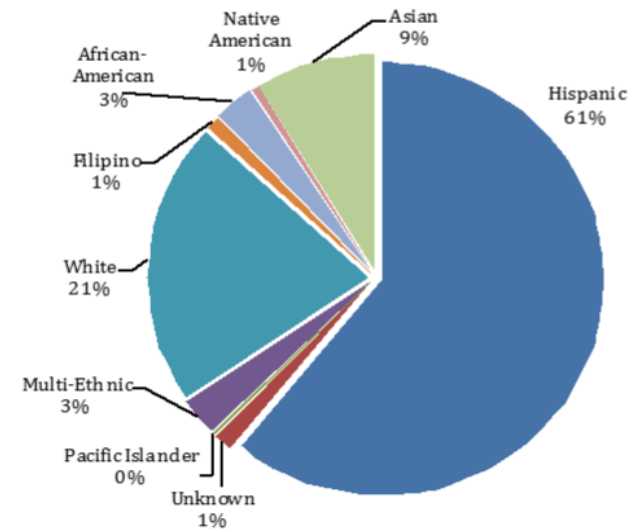
### Gender



### Age Groups



### Ethnicity



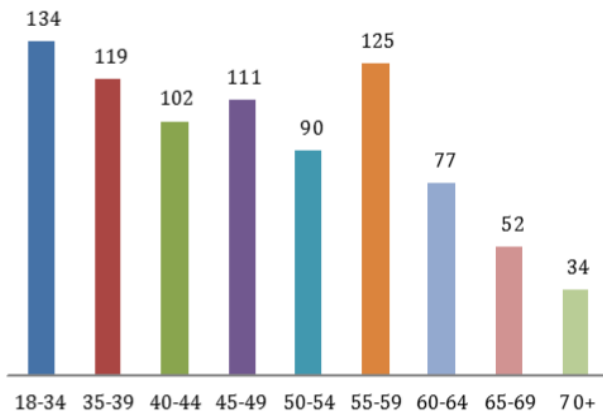
## Faculty & Staff Demographics, Fall 2017

	<u>Headcount</u>
Full-Time Faculty	182
Adjunct Faculty	334
Administrator/Manager	28
Classified Staff	300
<b>TOTAL</b>	<b>844</b>

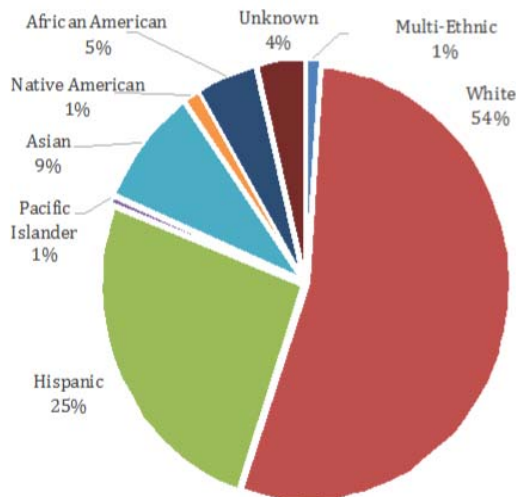
### Gender



### Age Groups



### Ethnicity



Source: CCCCC

## Tuition & Fees, 2017/18

Category	Resident	Non-Resident
Fee per unit	\$46	\$208/unit plus \$46/unit
*Health Fee	\$17	\$17
*Student Body Fee	\$5	\$5
*Student Rep Fee	\$1	\$1
<b>TOTAL</b>	<b>\$1,150**</b>	<b>\$6,142**</b>

\*Per semester \*\*Assumes 12 units in fall and spring, each for a total of 24 units.  
Source: MC Webpage

## Financial Aid, 2016/17

Award Type	Headcount	Total
California Promise - Method B based on income standards	6,410	\$4,915,667
California Promise - Method C based on financial need	3,055	\$2,317,411
Cal Grant B	1,584	\$2,096,006
Cal Grant C	65	\$25,344
CARE Grant	79	\$45,100
Chafee Grant	13	\$46,617
EOPS Grant	383	\$52,339
Full-time Student Success Grant	1,306	\$622,817
Pell Grant	4,998	\$17,302,150
SEOG (Supplemental Educational Opportunity Grant)	532	\$334,465
Scholarship: Osher Scholarship	12	\$10,978
Federal Work Study (Federal share)	259	\$652,338
<b>Merced CCD Total</b>	<b>9,373</b>	<b>\$28,421,232</b>

## Student-Right-to-Know Rates

In compliance with the Student-Right-to-Know and Campus Security Act of 1990 (Public Law 101-542), Merced Community College District makes available its completion and transfer rates to all current and prospective students. Beginning in fall 2012, a cohort of all certificate, degree, and transfer-seeking first-time, full-time students were tracked over a three-year period. Their completion and transfer rates appear below.

Fall 2013 Cohort	MC
Completion Rate	22.06%
Transfer Rate	5.16%

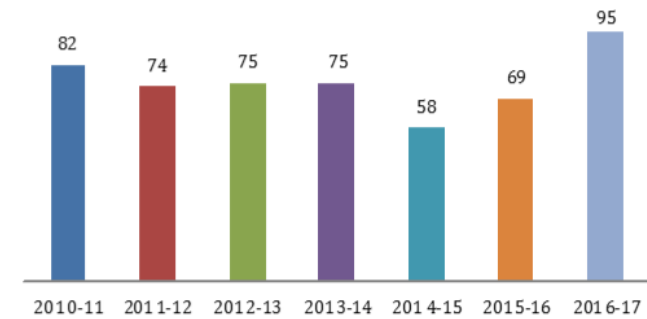
Note: These rates do not represent the success rates of the entire student population at Merced College (MC). The rates do not account for student outcomes occurring after this three-year tracking period.

## Degrees Earned, 2014/15 - 2016/17

	2014/15	2015/16	2016/17
AA/AA-T/AS/AS-T	818	1,022	1,073
Certificates	244	379	482

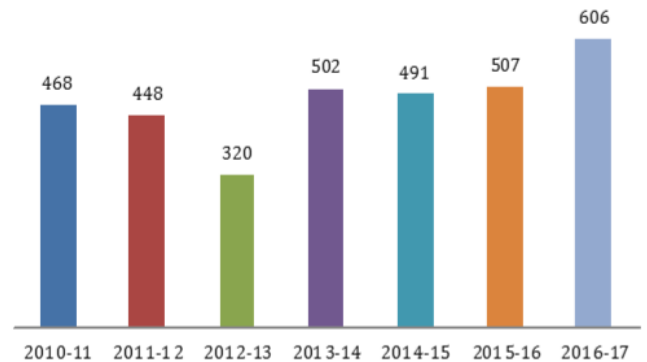
## Transfer Volumes, 2010/11-2016/17

### University of California (UC)



UC Merced and UC Davis, respectively, are the top two University of California campuses to which MC Students transfer.

### California State University (CSU)



CSU Stanislaus, CSU Fresno, and CSU Sacramento, respectively, are the top three California State Universities to which MC students transfer.

Source: CSU Office of Chancellor, UC InfoCenter

Prepared by the Office of Institutional Effectiveness  
All Data As Of 04/05/2018