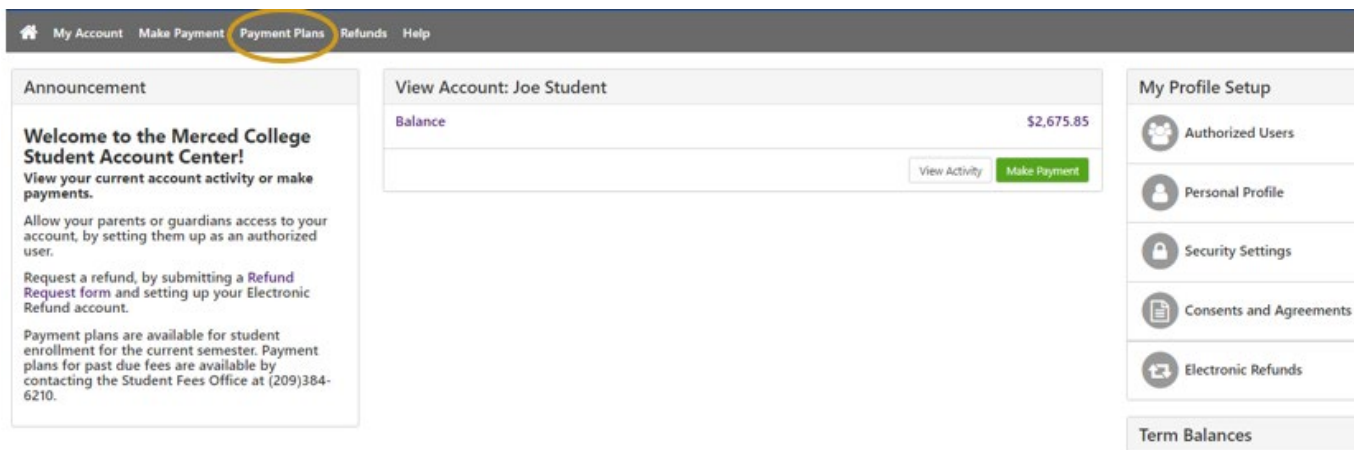


# How to Enroll in an Online Payment Plan

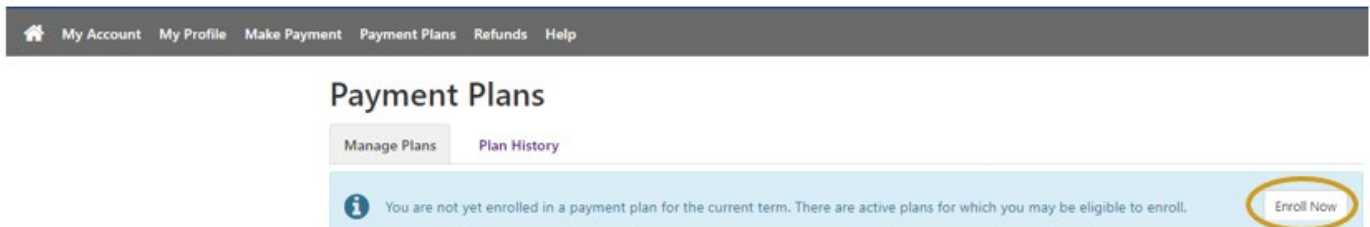
Our secure payment system will need to be accessed through Google Chrome or Internet Explorer. Please keep in mind that the site is not compatible with Safari web browser that comes on Apple products.

Merced College is now offering student payment plans electronically. To take advantage, please take the time to set up your payment plan by following the instructions below.

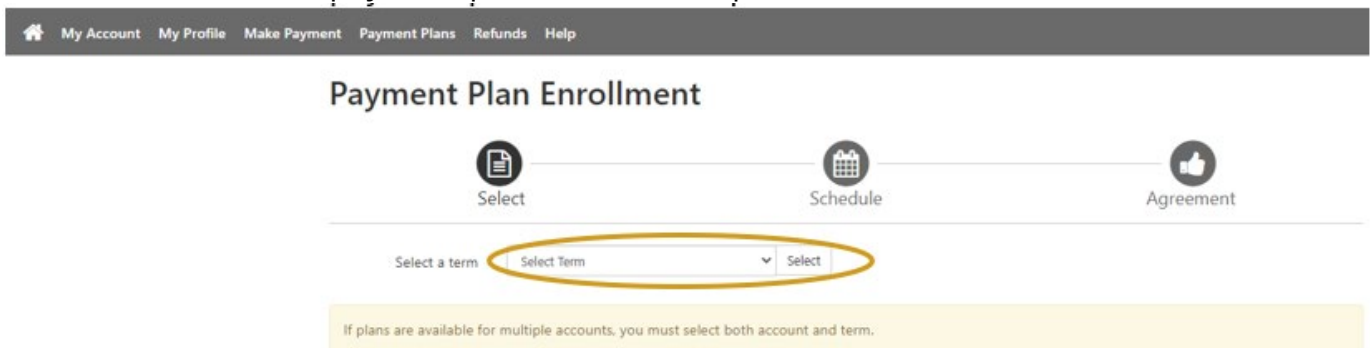
1. Login to the [MC Portal](#)
2. In WebAdvisor for Student, select "Financial Information"
3. Select, "Pay on My Account"
4. To connect to the Merced College Student Account Center, select "Click Here"
5. You will be connected to the Student Account Center page by TouchNet. Click on the "Payment Plans" tab



6. Next click on "Enroll Now" button:



7. Click "Select term" of payment plan from the drop down. Then click "Select."



8. Click "Select" on the available plan that is best for you.

## Payment Plan Enrollment



Select



Schedule



Agreement

Select a term

If plans are available for multiple accounts, you must select both account and term.

Plan Name	Installments	Action
Payment Plan Fall 2022	7	<input type="button" value="Details"/> <input type="button" value="Select"/>

9. Review detail of plan and click "Continue"

## Payment Plan Enrollment



Select



Schedule



Agreement

### Payment Plan Fall 2022

#### Plan Description

This payment plan is the amount that will be owed for the Fall 2022 semester. It allows for monthly installments until the end of December 2022 to pay your Fall 2022 balance in full. Installment dates will be automatically set for the last day of the month.

Payment plans are subject to change due to adding/dropping of classes, financial aid, etc.

You have missed the first 4 of this payment plan due to late enrollment. You will be enrolled for the remaining 3 installments

#### Eligible Charges and Credits

Description	Charges(\$)	Credits(\$)
Fall 2022	2,675.85	

**Balance: 2,675.85**

Optional down payment

#### Payment Schedule

The payment plan schedule provided below only includes charges and credits that are eligible for the payment plan. Any additional amounts owed as reflected below will need to be paid separately. You may make a payment toward the amount not included in the plan after enrolling in the plan.

You owe an additional **\$0.00**

Description	Due Date	Amount(\$)
Installment 1	10/31/22	891.95
Installment 2	11/30/22	891.95
Installment 3	12/31/22	891.95

**Total of installments: 2,675.85**

10. Enter payment method (credit card or bank information), then click "Continue"

## Payment Plan Enrollment



Select



Schedule



Payment



Agreement

This plan requires scheduled payments.

- The selected payment method will be used to pay all future installments automatically on the date they are due.
- You are responsible for making sure that the payment method remains valid for the duration of this payment plan.
- If installment amounts change due to new charges or credits, the amounts of scheduled payments will adjust accordingly.

Method

Select Method

Back

Cancel

Continue

**Electronic Check** - Payments can be made from a personal checking or savings account.

**Debit and Credit Card** - We accept the following credit and debit cards.

