



Merced College Office of Student Equity

Mission Statement

The Office of Student Equity will ensure equitable access and success for all students.

High School Enrollment Report for: All High School Students

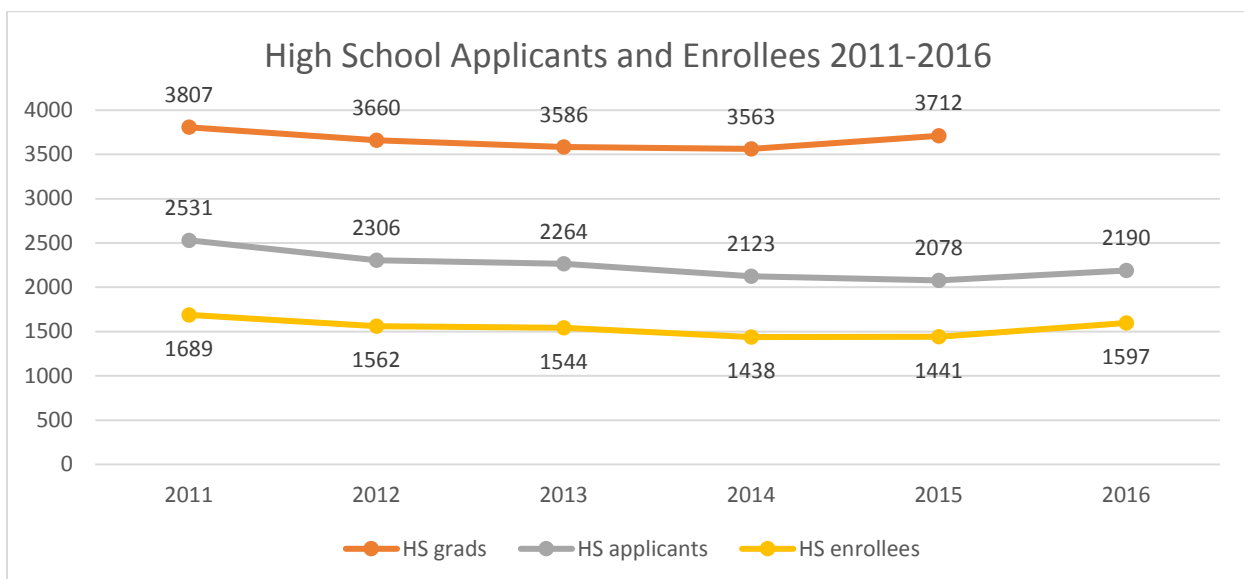
(Atwater, Buhach Colony, Chowchilla, Delhi, Denair, Dos Palos, El Capitan, Golden Valley, Gustine, Hilmar, Independence/Yosemite, Le Grand, Livingston, Los Banos, Mariposa County, Merced, Orestimba, Pacheco, Pitman, San Luis, Stoneridge Christian, Turlock High and other non-local high schools)

Graduating classes 2011-2016

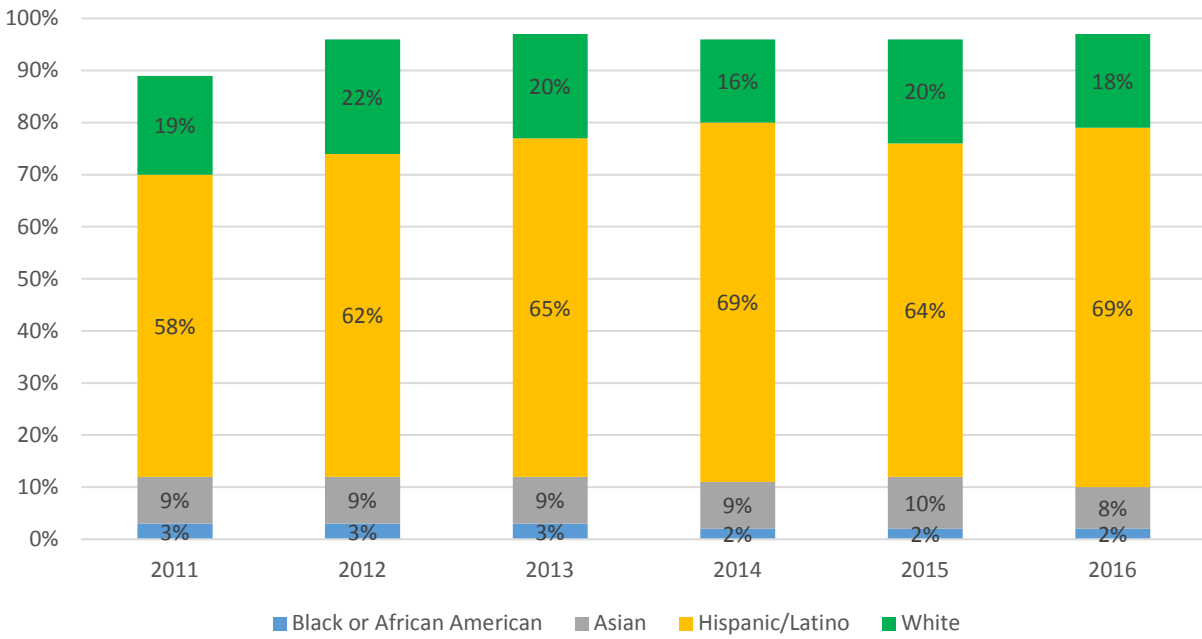
HS graduation year	# HS graduates	# applied to MC	# enrolled for Fall term after graduation
2011	3807	2531	1689
2012	3660	2306	1562
2013	3586	2264	1544
2014	3563	2123	1438
2015	3712	2078	1441
2016	TBD*	2190	1597

*2016 HS graduate data was not available at the time of this report

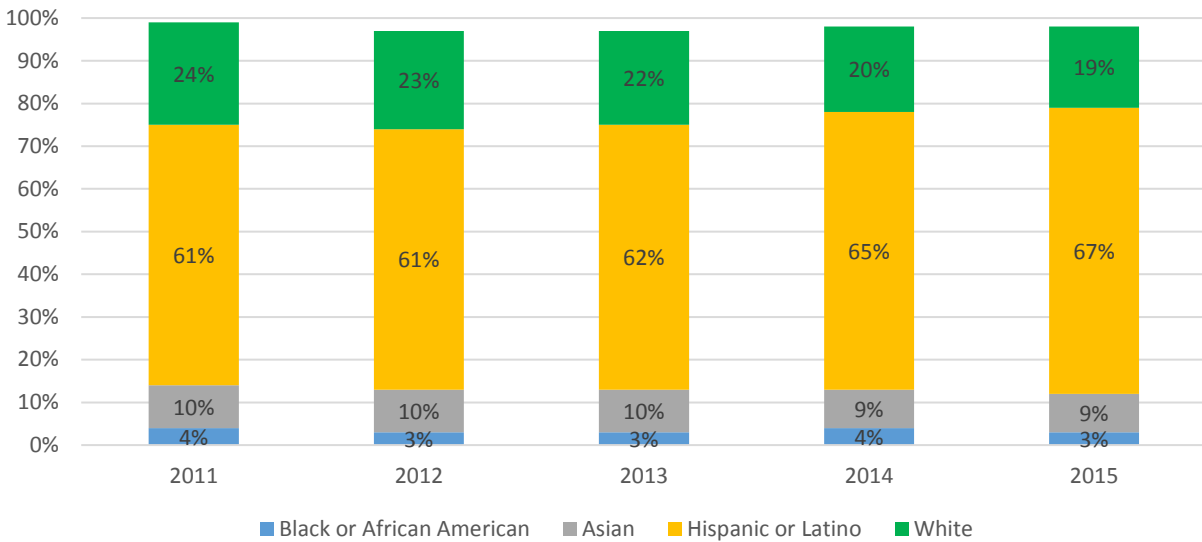
**Average college going rate = 41.86% of high school graduates enroll at Merced College



Ethnicity of Students Who Enrolled in Initial Fall Term Following High School Graduation

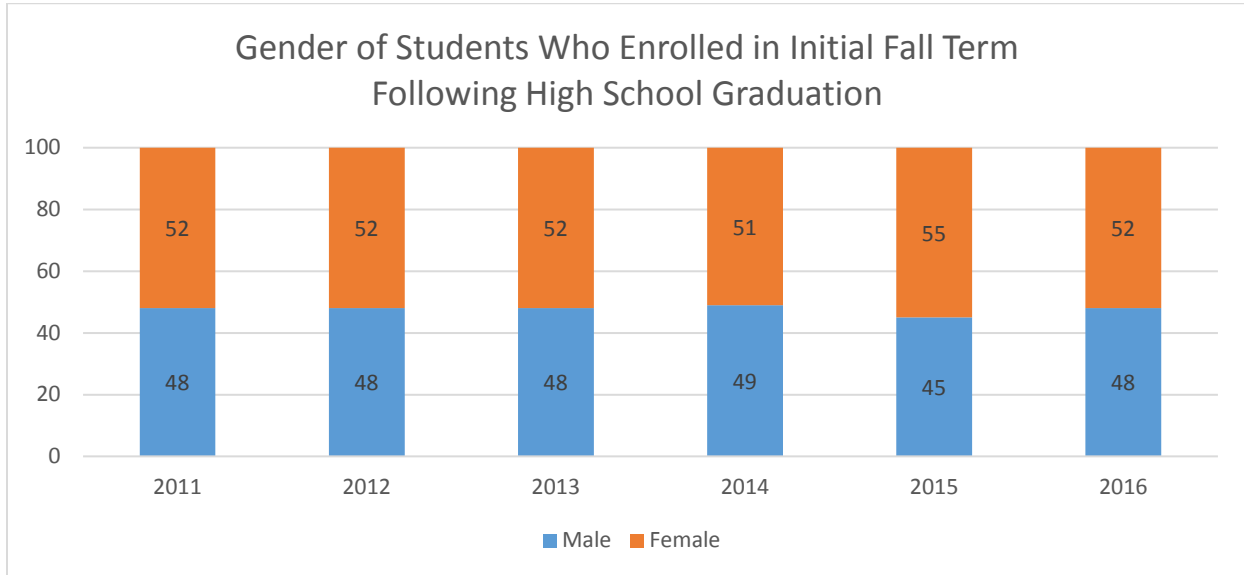


Merced County Ethnicity of Graduating Classes

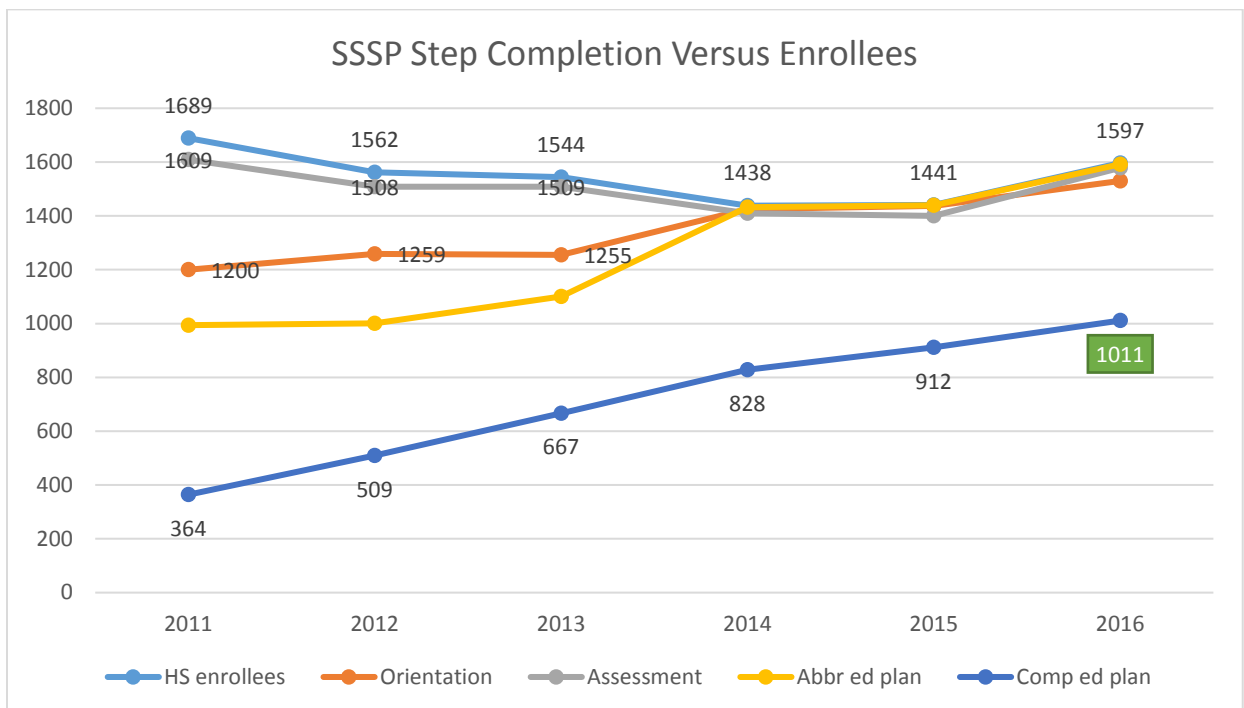


*The American Indian/Alaskan Native, Native Hawaiian or Other Pacific Islander, Unknown, and More than one Race ethnicity categories are not reported above because the percentage of the population was less than 1% - this is also why the columns do not total 100%. However, in 2011 the "Unknown" category comprised 7% of the population for the graph on ethnicity for those enrolling at Merced College after graduation. The Merced County graduate data for 2016 is not yet available.

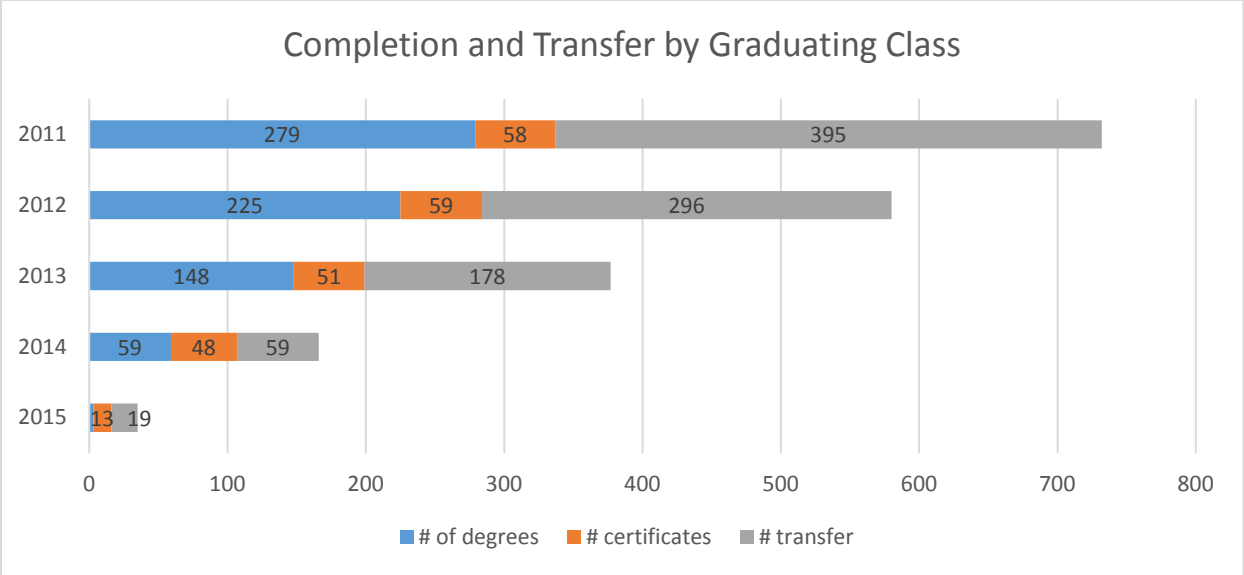
**Merced College fall 2016 population = Black or African American 3%, Asian 10%, Hispanic or Latino 58%, White 23%, with American Indian/Alaskan Native, and Pacific Islander ethnic groups comprising less than 1% of the population.



*Merced College fall 2015 population = 58% female, 40% male, and 2% unknown.



*2016 value for Comprehensive Education Plans is a projected number.

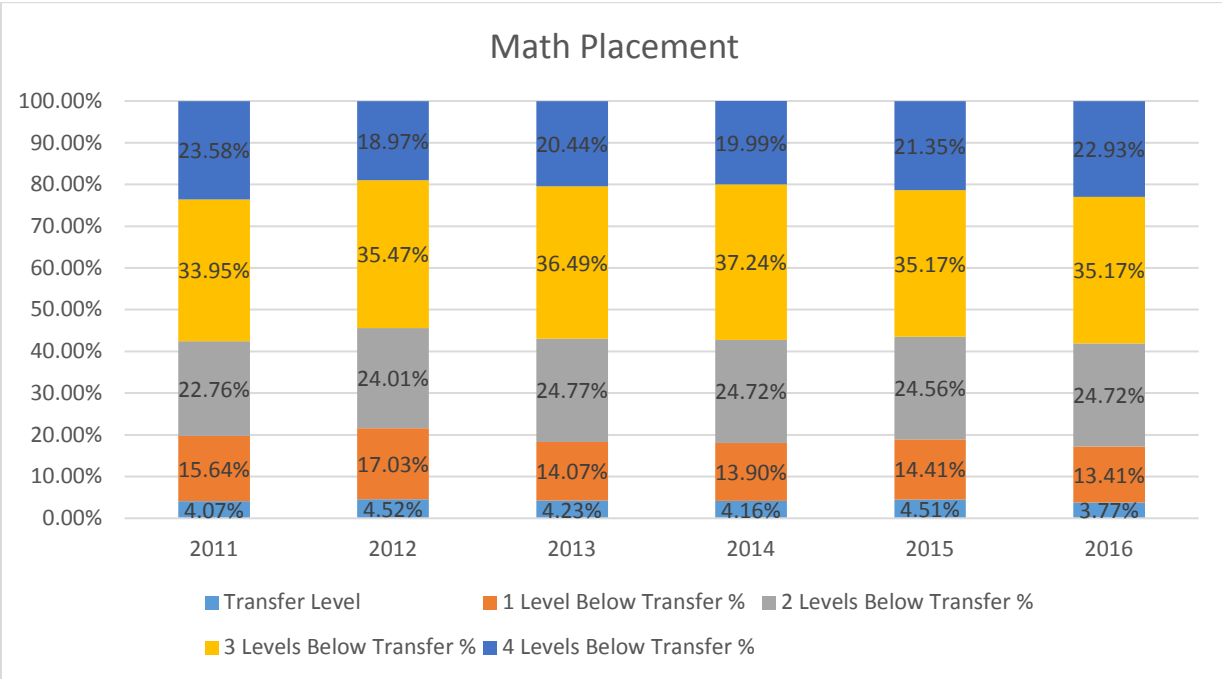
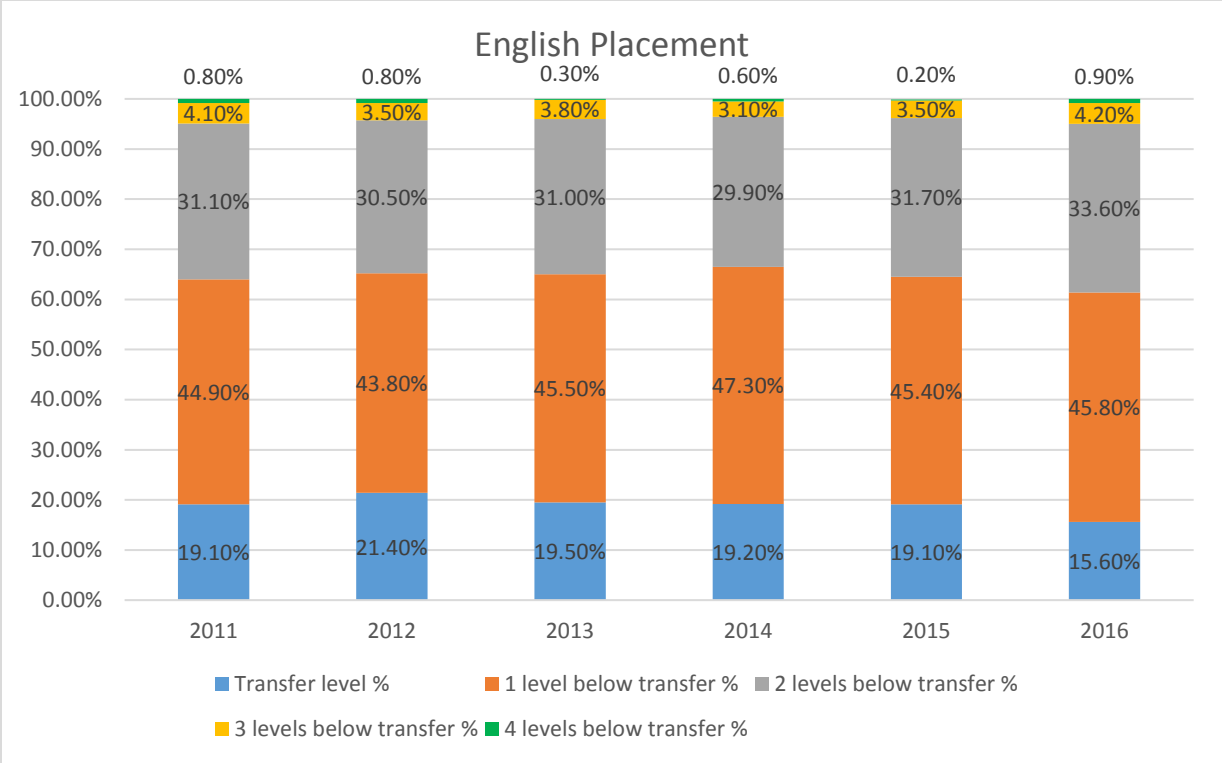


*For 2015 there are 3 earned degrees, but a data label was not able to be shown.

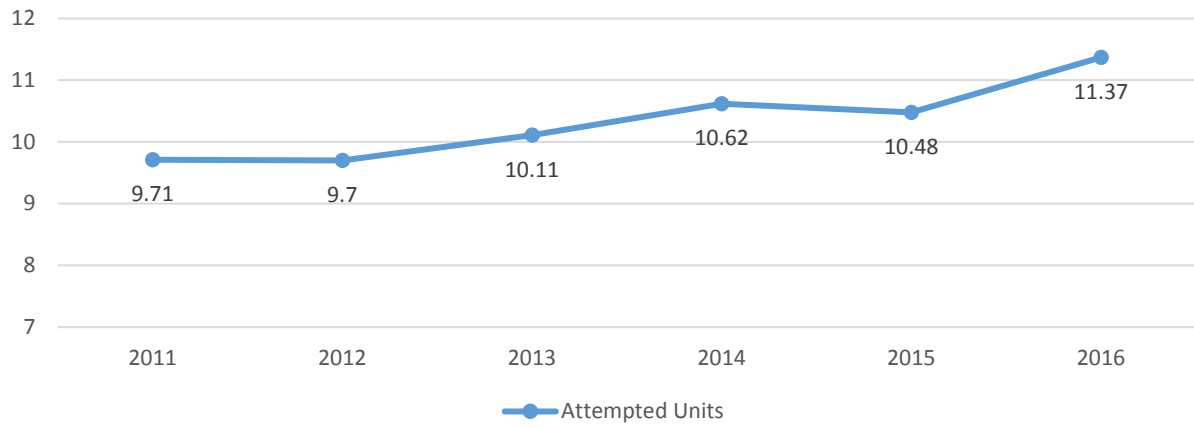
Degrees, Certificates and Transfer Awarded to All Feeder High School Students Since Fall 2010

Top 10 AA/AS/AAT/AST Degrees Awarded	#	Top 10 Certificates Awarded*	#
Psychology (AAT/AA)	273	CSU General Education Breadth (CT)	108
Social and Behavioral Science (AA)	137	Mechanized Agriculture Technology (CT)	29
Administration of Justice/Criminal Justice (AST/AA)	88	Diesel Equipment Technology (CT)	21
Business Administration (AST/AA)	78	Intersegmental General Education Transfer Curriculum (IGETC)	13
Health Sciences (AA)	47	Compact Power Equipment (CL)	11
Child Development/ Early Childhood Education (AA/AST)	42	Industrial Electrical Technician (CT)	10
Ag Business (AA/AS)	26	Administrative Office Professional (CT)	8
History (AAT/AA)	23	Administrative Medical Office Professional (CT)	7
Nursing, Registered (AS)	23	Child Development (CT)	6
Mathematics (AST/AA)	22	Diagnostic Radiologic Technology (CF/cc)	6

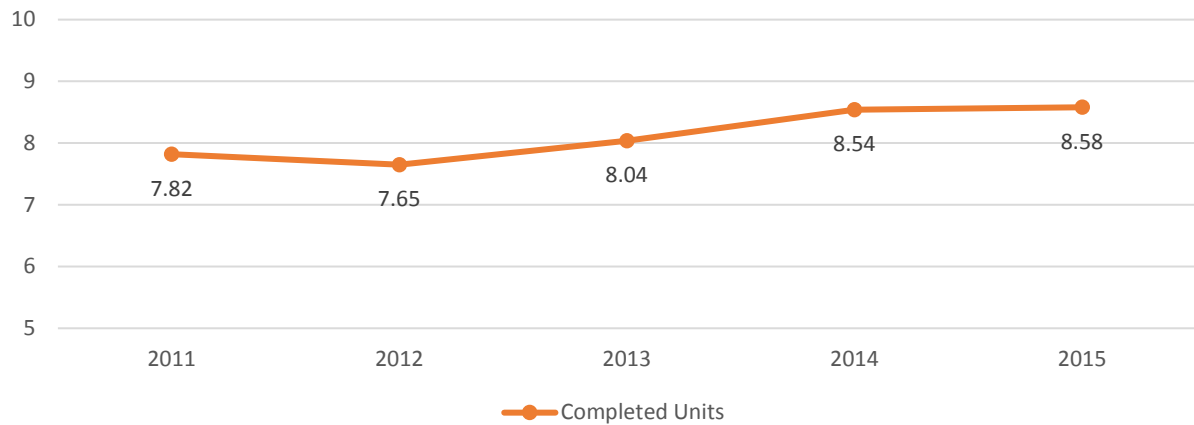
Top 10 4-Year Transfer Institutions
California State University, Stanislaus
California State University, Fresno
University of California, Merced
California State University, Sacramento
Fresno Pacific University
San Jose State University
University of Phoenix
San Francisco State University
California State University, Chico
California State University, Monterey Bay

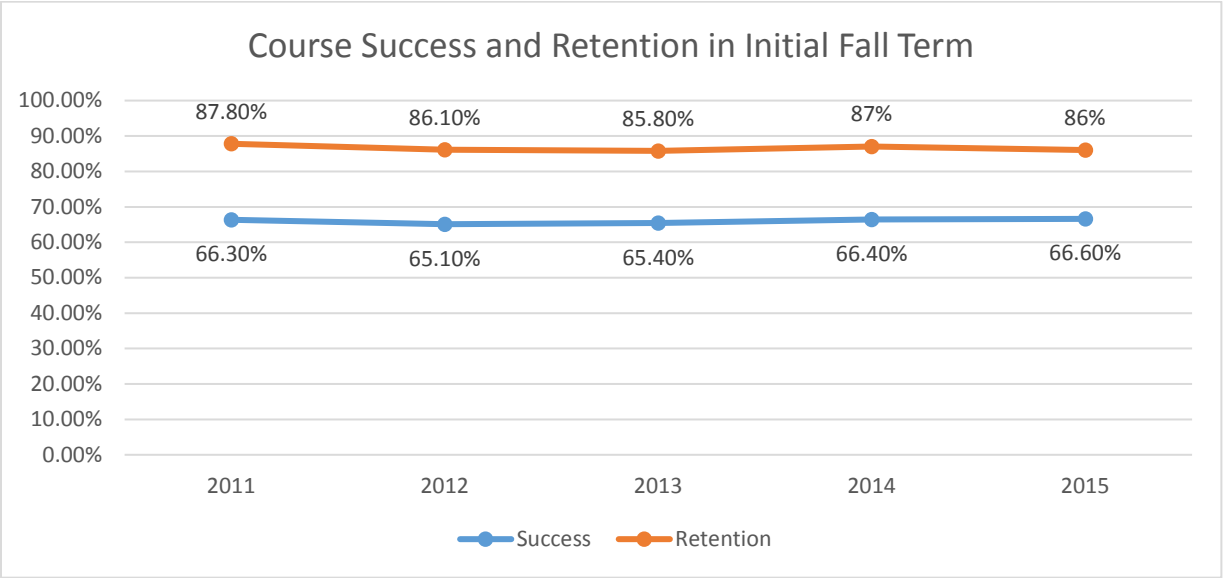
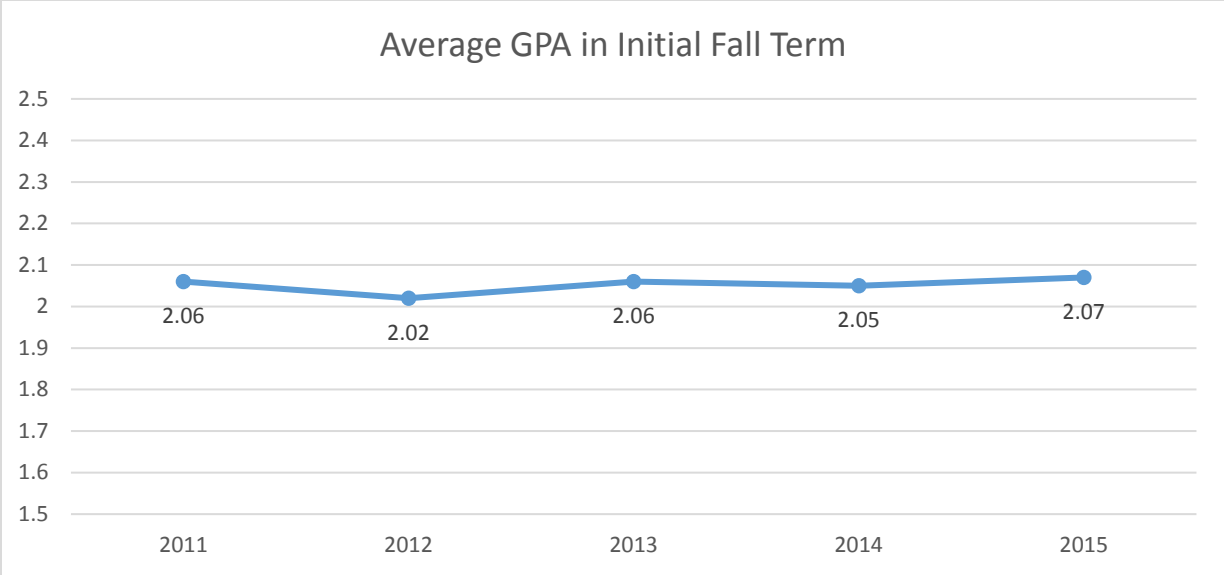


Units Attempted in the Initial Fall Term
Following High School Graduation



Units Completed in the Initial Fall Term
Following High School Graduation





Notes and definitions

Enrollment data:

- HS graduate data was obtained from the California Department of Education Dataquest website and is reflective of Merced county graduates only
- Student application and enrollment data was obtained from Merced College's Colleague system

Ethnicity and Gender data:

- Obtained from the Merced College Colleague database.
- Data is only reported for the ethnic groups that comprised 1% or more of the population.

SSSP Step Completion data:

- Obtained from the Merced College Colleague database.
- Data is as of October 3, 2016.
- SSSP steps became mandated by Merced College in 2014.

Completion and Transfer data:

- Completion data (degrees and certificates) were obtained from the Merced College Colleague database.
- Transfer data were obtained from the National Student Clearinghouse in October 2016 and reflect any transfer to a 4 year institution.

English Placement data:

- Obtained from the Merced College Colleague database.
- Scores based on the Sentence Skills test from Accuplacer.

Math Placement data:

- Obtained from the Merced College Colleague database.
- Scores based on the Elementary Algebra test from Accuplacer.

Average GPA data:

- Obtained from the Merced College Colleague database.

Course Success and Retention data:

- Obtained from the Merced College Colleague database.
- Course success = the number of students who earn a grade of A, B, C, or P in the class/all course enrollments. All other course grades, such as D, F, W, NP, etc. are considered to be unsuccessful.
- Course retention = this is a measure of the number of students who remain in the course after the census date until the end of the term/all course enrollments. Students who withdraw after census date receive a grade of "W".